

OKLAHOMA

MEN'S BASKETBALL

Mike Houck, Associate Communications Director

McClendon Center for Intercollegiate Athletics

180 West Brooks, Suite 2525 | Norman, OK 73019

Office: (405) 325-8227 | Cell: (405) 249-5892 | E-Mail: mhouck@ou.edu

www.SoonerSports.com | Twitter: @SoonerSportscom; @SoonerHoops; @LonKruger

26 NCAA Tournaments | 4 Final Fours | 14 Conference Championships | 30 All-Americans | 27 Postseason Appearances In The Last 30 Years

Oklahoma Schedule/Results

N1	NORTHEASTERN STATE (Ex.)	W	85-51
N6	WASHBURN (Ex.)	W	85-59

N11	IDAHO STATE	W	78-74
N18	COPPIN STATE	W	92-65
N24	vs. Washington State #	W	74-59
N25	vs. Santa Clara #	W	85-73
N27	vs. Saint Louis #	L	63-83

D2	SACRAMENTO STATE	W	82-53
D8	ORAL ROBERTS	W	73-59
D10	ARKANSAS	W	78-63
D17	vs. Houston \$	W	79-74
D21	SOUTH CAROLINA STATE	W	83-48
D29	at Cincinnati %	L	55-56
D31	NORTHWESTERN STATE	W	83-63

J3	at Missouri	L	49-87
J7	KANSAS	L	61-72
J9	at Oklahoma State	L	65-72
J14	KANSAS STATE	W	82-73
J17	TEXAS TECH	W	64-55
J21	at Texas A&M	L (OT)	75-81
J24	BAYLOR	L	65-77
J28	at Kansas State	W	63-60

F1	at Kansas	L	62-84
F4	IOWA STATE	L	70-77
F6	MISSOURI	L	68-71
F11	at Texas Tech	7 p.m.	TTSN
F14	TEXAS	7 p.m.	Big 12
F18	at Iowa State	12:30 p.m.	Big 12
F22	OKLAHOMA STATE	7 p.m.	Big 12
F25	at Baylor	12:30 p.m.	Big 12
F29	at Texas	8 p.m.	ESPN2

M3	TEXAS A&M	3 p.m.	Big 12
M7-10	Big 12 Championship ^	TBD	B12/ESPN
M15-18	NCAA First/Second Rounds	TBD	CBS
M22-25	NCAA Regionals	TBD	CBS
M31/A2	NCAA Final Four	TBD	CBS

All times Central and subject to change

76 Classic (Anaheim, Calif.)

\$ All-College Classic (Oklahoma City)

% at U.S. Bank Arena

"Big 12" is Big 12 Network regional television

"TTSN" is Texas Tech Sports Network

Radio (Sooner Sports Network)

Play-by-Play.....Toby Rowland

Analyst.....Mike Houck

TV (Texas Tech Sports Network)

Play-by-Play.....Brian Jensen

Analyst.....John Harris

OKLAHOMA (13-10, 3-8)
SOONERS

At a Glance

Date.....Saturday, Feb. 11

Site.....Lubbock, Texas

Tip Time.....7:07 p.m. CT

Radio.....KOKC 1520 AM in OKC;

.....KTBB 1430 AM in Tulsa

TV.....KAUT Ch. 43 in OKC; Cox 3 in Tulsa

Series.....Oklahoma leads 31-19

Last Meeting.....OU won 64-55 (1/17/12)

TEXAS TECH (7-16, 0-11)
RED RAIDERS

PROJECTED OKLAHOMA STARTERS

4 ANDREW FITZGERALD • F
6-8 • 247 • Jr. • Baltimore, Md.
Brewster Academy (N.H.)

PTS	REB	FG%	MIN
13.4	5.0	.494	27.6



NOTES: Has scored in double figures in 17 of the last 18 games ... Averaging 14.8 points on .511 field goal shooting the last 18 outings ... Has scored at least 17 points in seven of last 16 games ... Turned in a career-high 27-point performance vs. Iowa State Saturday (11-for-19 field goal shooting) ... Ranks 11th in the Big 12 with his 14.6 points per league game ... An honorable mention All-Big 12 selection last year ... Has started 56 straight games.

24 ROMERO OSBY • F
6-8 • 232 • Jr. • Meridian, Miss.
Mississippi State University

PTS	REB	FG%	MIN
12.3	7.7	.481	30.0



NOTES: Averaging 14.0 points and team-high 6.5 rebounds in Big 12 play ... Leads league with 3.0 offensive boards per game and ranks third with six double-doubles ... Has grabbed at least 10 boards eight times ... Has scored at least 15 points in seven of last nine games (career-high 19 Feb. 1 at Kansas) ... Averaging 15.4 points over last nine games ... Has 32 of team's 56 dunks (57%) ... Leads team with 11 charges taken (six in last five games).

1 SAM GROOMS • G
6-1 • 203 • Jr. • Greensboro, N.C.
Chipola College (Fla.)

PTS	REB	AST	MIN
6.5	3.0	5.9	31.3



NOTES: Has started all 23 games at point guard ... Ranks second in Big 12 in assists (5.9) and first in assist-to-turnover ratio (3.1) ... Has 50 assists and 9 turnovers over the last seven games (5.6 ratio) ... Has recorded at least 7 assists 11 times ... Has 16 games of two or fewer turnovers ... Averaging just 1.6 turnovers in Big 12 play ... Averaging 31.3 minutes to rank second on team ... Rated as country's No. 3 juco prospect last year by JucoRecruiting.com.

2 STEVEN PLEDGER • G
6-4 • 222 • Jr. • Chesapeake, Va.
Atlantic Shores Christian School

PTS	REB	3FG%	MIN
17.8	4.0	.456	32.7



NOTES: Dec. 19 and Jan. 30 Big 12 Player of the Week ... Ranks No. 4 in Big 12 in scoring (17.8) and No. 1 in 3's per game (2.8) ... Ranks seventh in league in FG% (.482), third in 3-point FG% (.456) and fourth in FT% (.861) ... Has seven 20-plus scoring efforts this season after recording three all of last year ... Averaging 20.8 points (.578 FG%) in wins and 14.2 (.374 FG%) in losses ... Had made 44 of last 46 FT attempts before going 1-for-4 vs. Missouri.

21 CAMERON CLARK • G
6-6 • 198 • So. • Sherman, Texas
Sherman High School

PTS	REB	AST	MIN
7.7	3.9	1.3	25.1



NOTES: Returned to starting lineup Jan. 24 vs. Baylor after coming off bench previous three games (started first 47 games of career) ... Averaging 6.3 points over last 16 games (averaged 14.0 the previous five) ... All five of his 3-pointers came in back-to-back December games vs. Sacramento State and Oral Roberts ... Shot .474 from field last year but owns a .381 mark this season ... Grabbed a career-high-tying 11 rebounds Saturday vs. Iowa State.

OKLAHOMA'S TOP RESERVES

No.	Name	Position	Height	Weight	Class	Points	Rebounds	Assists	Minutes
15	Tyler Neal	F	6-7	227	So.	4.0	2.5	0.7	13.1
14	Carl Blair	G	6-2	205	Jr.	3.8	2.3	2.9	16.7
5	C.J. Washington	F	6-7	230	Sr.	2.2	3.5	0.3	10.8
32	Casey Arent	C	6-10	227	Jr.	1.4	2.1	0.1	7.2
31	Barry Honoré	F	6-7	270	Sr.	0.8	1.0	0.1	4.9

PROJECTED TEXAS TECH STARTERS

No.	Name	Position	Height	Weight	Class	Points	Rebounds	Assists	Minutes
15	Robert Lewandowski	F	6-10	245	Sr.	7.0	3.7	1.2	24.8
32	Jordan Tolbert	F	6-7	210	Fr.	11.9	6.1	0.5	23.6
2	Terran Petteway	G	6-6	185	Fr.	3.9	2.1	0.8	13.0
4	Ty Nurse	G	6-1	185	Jr.	8.7	1.7	1.5	29.9
5	Javarez Willis	G	5-11	170	So.	7.4	2.3	1.8	27.7

Head Coach Lon Kruger

► Lon Kruger was named Oklahoma's 14th head men's basketball coach on April 1, 2011.

► Owns a 492-314 (.610) collegiate record over 25 years.

► Has coached at Texas-Pan American (52-59 record from 1982-86), Kansas State (81-46 from 1986-90), Florida (104-80 from 1990-96), Illinois (81-48 from 1996-00) and UNLV (161-71 from 2004-11).

► Served as head coach of NBA's Atlanta Hawks from 2000-03 (69-122 record) and was an assistant for New York Knicks (2003-04 season).

► Averaged 25.4 wins at UNLV over the last five years (four NCAA appearances and one NIT trip) and won at least 21 games each of those five seasons.

► Coached UNLV to a 55-25 (.688) Mountain West Conference record the last five seasons.

► Has taken teams to 13 NCAA Tournaments (14-13 record) and four NITs (4-5 record).

► Coached Florida to the 1994 Final Four, Kansas State to the 1988 Elite Eight and UNLV to the 2007 Sweet 16.

► Has led all five of the college programs he has coached to 20-win seasons.

► Is one of five coaches in Division I college basketball history to take four different schools to the NCAA Tournament and is one of three coaches to win an NCAA Tournament game at four schools.

► Is one of just two head coaches in Division I history to lead at least four different schools to multiple NCAA Tournament wins.

► Is one of four coaches to lead three different schools to NCAA Sweet 16 appearances.



Lon Kruger Year by Year

Year	School	Record	Pct.
1982-83	Pan American	7-21	.250
1983-84	Pan American	13-14	.481
1984-85	Pan American	12-16	.429
1985-86	Pan American	20-8	.714
1986-87	* Kansas State	20-11	.645
1987-88	* Kansas State	25-9	.735
1988-89	* Kansas State	19-11	.633
1989-90	* Kansas State	17-15	.531
1990-91	Florida	11-17	.393
1991-92	^ Florida	19-14	.576
1992-93	^ Florida	16-12	.571
1993-94	* Florida	29-8	.784
1994-95	* Florida	17-13	.567
1995-96	Florida	12-16	.429
1996-97	* Illinois	22-10	.688
1997-98	* Illinois	23-10	.697
1998-99	Illinois	14-18	.438
1999-00	* Illinois	22-10	.688
2004-05	^ UNLV	17-14	.548
2005-06	UNLV	17-13	.567
2006-07	* UNLV	30-7	.811
2007-08	* UNLV	27-8	.771
2008-09	^ UNLV	21-11	.656
2009-10	* UNLV	25-9	.735
2010-11	* UNLV	24-9	.727
2011-12	Oklahoma	13-10	.565
Totals		492-314	.610

* NCAA Tournament

^ National Invitation Tournament

SATURDAY'S GAME BASICS

Oklahoma (13-10, 3-8) tries to stop a three-game losing streak when it visits Texas Tech (7-16, 0-11) on Saturday at 7 p.m. CT. The Sooners, who lost 71-68 to fourth-ranked Missouri on Monday, are 1-4 on the road in Big 12 play and are tied with Texas A&M for eighth place in the league race. The Red Raiders, coming off a 65-46 loss at Kansas State on Tuesday, went 6-0 at home in non-conference play but are 0-5 in league action at United Spirit Arena. Saturday contest will air on the Sooner Radio Network (KOKC AM 1520 in Oklahoma City; KTBZ AM 1430 in Tulsa) with **Toby Rowland** and **Mike Houck** announcing. The game will be televised by the Texas Tech Sports Network with **Brian Jensen** and **John Harris** calling the action. It will be carried by the Sooner Sports Network (KAUT Ch. 43 in OKC; Cox Channel 3 in Tulsa), FS Oklahoma and ESPN Full Court.

SOONER STORYLINES

► Oklahoma holds a 31-19 all-time advantage over Texas Tech but trails 12-10 in Lubbock. The Sooners have won seven of the last 10 overall meetings, but have lost six of the last 10 in Lubbock, including each of the last two.

► A win Saturday would be the Sooners' second on the road in Big 12 play this season, more than they totaled the last two seasons combined (won last year at Iowa State). Also, a victory would be OU's 14th of the year, matching last season's total and surpassing the previous year's 13 wins.

► In the first OU-Texas Tech meeting Jan. 17 in Norman, the Sooners posted a 64-55 win despite shooting just .389 from the field and going 1-for-11 (.091) from 3-point range. OU held the Red Raiders to .326 field goal shooting and outscored them 22-7 off turnovers.

► The junior trio **Steven Pledger**, **Andrew Fitzgerald** and **Romero Osby** has accounted for 69 percent of the team's points in Big 12 play (500 of 724) and 50 percent of its rebounds (166 of 334).

► OU is the only school in the Big 12 with three players ranked in the top 15 in scoring in league play. Pledger averages 16.8 points a game (ranks seventh) and is followed by Fitzgerald (14.6; ranks 11th) and Osby (14.0; 14th).

► OU has been held to an average of 3.7 3-point makes in Big 12 play and Pledger has 31 of the team's 41 conversions (76 percent). The players with the next two highest percentages of their team's 3-pointers in conference play are Texas' **J'Covan Brown** (48 percent) and Oklahoma State's **Keiton Page** (46 percent). OU's Big 12 opponents have made more than twice as many 3-pointers (85) as the Sooners.

► Seven of OU's first 11 conference contests were played against ranked opponents. Only one of the Sooners' final seven league games is against a team currently ranked in the top 25 (Feb. 25 at Baylor).

► In OU's wins, Pledger is averaging 20.8 points on .578 field goal shooting. In the team's losses, he is averaging 14.2 points on .374 shooting.

► The Sooners have scored at least 75 points 10 times in their 23 games after doing it seven times in their 32 contests last year.

► Rebounding was a major strength for OU in non-conference play. The Sooners finished

Stats Comparison



CATEGORY	OU	TTU
Overall Record	13-10	7-16
Points Per Game	71.7	61.0
Opp. Points Per Game	68.7	67.8
Rebounds Per Game	37.7	31.3
Rebounding Margin	+4.7	-0.7
Field Goal Pct.	.440	.442
Opp. Field Goal Pct.	.433	.410
3-Point Pct.	.381	.363
Opp. 3-Point Pct.	.337	.315
Free Throw Pct.	.727	.701
Personal Fouls Per Game	17.3	22.0
Assists Per Game	14.3	11.2
Turnovers Per Game	12.7	17.4
Blocked Shots Per Game	3.3	3.0
Steals Per Game	6.7	5.0



► Steven Pledger

OKLAHOMA NUMERICAL ROSTER

No.	Name	Position	Height	Weight	Class	Hometown (Last School)
1	Sam Grooms	G	6-1	203	Jr.	Greensboro, N.C. (Chipola College [Fla.])
2	Steven Pledger**	G	6-4	222	Jr.	Chesapeake, Va. (Atlantic Shores Christian School)
3	T.J. Franklin	G	5-11	175	Sr.	Fort Worth, Texas (North Crowley HS)
4	Andrew Fitzgerald**	F	6-8	247	Jr.	Baltimore Md. (Brewster Academy [N.H.])
5	C.J. Washington*	F	6-7	230	Sr.	Stringtown, Okla. (Connors State JC)
12	Jarrod Kruger#	G	6-1	174	So.	Topeka, Kan. (Kansas State University)
13	James Frascilla	G	5-10	142	Fr.	Dallas, Texas (Highland Park HS)
14	Carl Blair*	G	6-2	205	Jr.	Houston, Texas (University of New Orleans)
15	Tyler Neal*	F	6-7	227	So.	Oklahoma City, Okla. (Putnam City West HS)
21	Cameron Clark*	G	6-6	198	So.	Sherman, Texas (Sherman HS)
22	Amath M'Baye#	F	6-9	214	Jr.	Bordeaux, France (University of Wyoming)
24	Romero Osby	F	6-8	232	Jr.	Meridian, Miss. (Mississippi State University)
31	Barry Honoré*	F	6-7	270	Sr.	Garland, Texas (Southern University)
32	Casey Arent	C	6-10	227	Jr.	Penryn, Calif. (Sierra College)

* Letters earned at Oklahoma #Sitting out 2011-12 season

2011-12 Big 12 Standings

Through Friday, Feb. 10

Team	Big 12			Overall		
	W	L	Pct.	W	L	Pct.
Missouri	9	2	.818	22	2	.917
Kansas	9	2	.818	19	5	.792
Baylor	8	3	.727	21	3	.875
Iowa State	7	4	.636	17	7	.708
Kansas State	6	5	.545	17	6	.739
Texas	5	6	.455	15	9	.625
Oklahoma State	5	6	.455	12	12	.500
Oklahoma	3	8	.273	13	10	.565
Texas A&M	3	8	.273	12	11	.522
Texas Tech	0	11	.000	7	16	.304



Oklahoma Quick Facts

Official Name: University of Oklahoma

Location: Norman, Okla.

Founded: 1890

Enrollment: 30,754

Nickname: Sooners

Colors: Crimson and Cream

President: David L. Boren

Athletics Director: Joe Castiglione

Arena: Lloyd Noble Center (12,000)

First Year of Basketball: 1907-08

NCAA Tournament Appearances: 26

NIT Appearances: 7

All-Time Record: 1,538-988 (.609)

Regular Season Conference Championships: 14 (1928, 1929, 1939, 1940, 1942, 1944, 1947, 1949, 1979, 1984, 1985, 1988, 1989, 2005)

Conference Tournament Championships: 7 (1979, 1985, 1988, 1990, 2001, 2002, 2003)

Head Coach: Lon Kruger (Kansas State '75)

Career Record: 492-314 (26th year)

Oklahoma Record: 13-10 (first year)

NCAA Appearances: 13 (most recent 2011)

NIT Appearances: 4 (most recent 2009)

Assistant Coaches: Chris Crutchfield (Nebraska-Omaha '92), Steve Henson (Kansas State '90), Lew Hill (Wichita State '88)

Director of Operations: Mike Shepherd (Kansas State '92)

Director of Student-Athlete Performance: Jozsef Szendrei (Oklahoma '03)

Video Coordinator: Scott Thompson

Equipment Manager: Marco Griego

Graduate Managers: Wade Mason, Teddy Owens

Athletics Trainer: Alex Brown

Team Physician: Dr. Brock Schnebel

Official Website: SoonerSports.com

that portion of their schedule with a +10.4 average rebounding margin. They have been outboarded in six of their 11 league games, however, and own a -1.6 average margin in those 11. OU boasts a 322-254 offensive rebounding advantage on the year.

PLEDGER AMONG BIG 12'S OFFENSIVE LEADERS

► After averaging 8.6 points and shooting .386 from the field and .345 from 3-point range over his first two seasons, junior guard **Steven Pledger** is averaging 17.8 points this year while shooting .482 from the field and .456 from long distance. Pledger leads the Big 12 in 3-pointers per game (2.8) and ranks third in 3-point field goal percentage, fourth in free throw percentage (.861) and seventh in field goal percentage.

► Pledger, the Dec. 19 and Jan. 30 Big 12 Player of the Week, has scored in double figures in 21 of his 22 outings (held to nine Jan. 9 at OSU). He has scored at least 20 points seven times after doing it three times all of last year, and has netted at least 15 points on eight other occasions.

► Pledger has already made 22 more field goals (134) in 22 games this year than he did in 32 games last season (112). He has played 271 fewer minutes this season than last.

► Pledger needs just 73 points to become the 38th player in OU history to score 1,000 in a career. Only 28 players in school history reached 1,000 points prior to their fourth playing year. He already ranks seventh at OU in career 3-point makes with 168. He needs one try to tie **Mookie Blaylock** (1988-89) for sixth and two to tie **Ryan Minor** (1993-96) for fifth.

MORE INDIVIDUAL NOTES

► Junior point guard **Sam Grooms** leads the Big 12 (ranks in top 10 nationally) in assist-to-turnover ratio (3.1) and ranks second in the league in assists (5.9 apg). He has recorded two or fewer turnovers 16 times in 23 games, including in each of the last seven outings. During the current seven-game stretch, Grooms has 50 assists against just nine turnovers (5.6 ratio). Only one Sooner in the last 15 years averaged more assists for an entire season than Grooms' current 5.9 average (6.9 by **Terrell Everett** in 2005-06).

► Junior forward **Andrew Fitzgerald** has scored in double figures in 17 of the last 18 games and is averaging 14.8 points on .511 shooting over those 18 outings (he averaged just 8.4 points on .400 shooting over the season's first five games). He has scored at least 17 points in six of the last 14 contests, including a career-high 27 points this past Saturday against Iowa State. Fitzgerald has committed at least four fouls in six of the last 10 games.

► Junior forward **Romero Osby** leads the Big 12 with his 3.0 offensive rebounds per game and ranks third with his 7.7 overall boards per outing. He also ranks third with six double-doubles. He has recorded at least 10 rebounds on eight occasions this year (his career high entering the season was eight rebounds). Osby, who pulled down a career-high 18 boards vs. South Carolina State on Dec. 21, is averaging 15.4 points over the last nine games on .505 shooting. He has scored at least 15 points in seven of the last nine outings, including a career-high 19 points against No. 8 Kansas three games ago. His scoring surge can be partially attributed to his ability to get to the free throw line. He has 56 free throw attempts over the last nine games (6.2 average), more than twice as many as the next highest total on the team during the span (26 attempts by **Andrew Fitzgerald** and **Steven Pledger**).

► Sophomore guard **Cameron Clark** returned to the starting lineup five games ago against Baylor after coming off the bench the previous three games (the only non-starts of his career). Clark, who has been held to single-digit scoring 11 times in the last 14 games after scoring at least 10 points in six of the previous seven outings, is averaging 7.7 points on .381 shooting this year. Last season, he averaged 9.3 points on .474 shooting. All five of his 3-point makes this year came in back-to-back December games.

CLEANING THE GLASS

► OU ranks second in the Big 12 and 44th nationally in rebounds per game (37.7). It also ranks No. 2 in the league and No. 24 nationally with its 14.0 offensive rebounds per game, and No. 3 in the conference in offensive rebounding percentage at .389. The tallest Sooner in the starting lineup is 6-8.

► The Sooners have been outrebounded just seven times in 23 games, but six of those occasions have taken place in 11 Big 12 games.

► Oklahoma's top two rebounding totals of the 16-year Big 12 era have been recorded this year (63 vs. South Carolina State and 61 vs. Coppin State). They are the two highest totals among Big 12 teams on the season.

► The Sooners are averaging 5.5 more offensive rebounds per game this year than they did last season (14.0 to 8.5).

PREVIEWING TEXAS TECH

► Under the first-year direction of former UTEP, Texas A&M and Kentucky head coach **Billy Gillispie**, Texas Tech is the only Big 12 team with a losing record this season (7-16). The Red Raiders went 7-5 in non-conference play but are 0-11 in Big 12 action. Tech has lost each of its five conference home games by double digits. Its average margin of defeat in Big 12 home games (22.2 points) is actually 9.0 points higher than its average margin of defeat in league road games (13.2).

► In conference play, Texas Tech ranks last in scoring (53.5 ppg), last in field goal percentage (.377), seventh in 3-point field goal percentage (.336) and sixth in free throw percentage (.700).

► Freshman forward **Jordan Tolbert** leads the team in scoring (13.5 ppg), rebounding (6.1 rpg) and field goal percentage (.541). His 98 field goals are 30 more than the Red Raider with the second highest total. Tolbert, who has five performances of at least 20 points on the year and averaged 24.3 during a four-game December stretch, is averaging 8.0 points on .362 shooting in Big 12 play.

► Junior guard **Ty Nurse** ranks second on the team with his 8.7 points per game. He was held to two points Tuesday at Kansas State but averaged 14.3 points over the three previous outings. Nurse leads the squad with his 31 treys and is shooting .365 from behind the

Romero Osby's Double-Digit Rebounding Games

Opponent	Rebs.
Idaho State	10
Coppin State	10
vs. Santa Clara	10
vs. Houston	10
South Carolina State	18
at Cincinnati	12
at Oklahoma State	10
Baylor	11

AP Top 25 Poll**February 6**

School	Record
1. Kentucky (63)	23-1
2. Syracuse (2)	23-1
3. Ohio State	20-3
4. Missouri	21-2
5. North Carolina	20-3
6. Baylor	21-2
7. Kansas	18-5
8. Florida	19-4
9. Murray State	23-0
10. Duke	19-4
11. Michigan State	18-5
12. Georgetown	18-4
13. San Diego State	20-3
14. UNLV	21-4
15. Florida State	16-6
16. Saint Mary's	22-2
17. Creighton	21-3
18. Marquette	19-5
19. Virginia	18-4
20. Mississippi State	18-5
21. Wisconsin	18-6
22. Michigan	17-7
23. Indiana	18-6
24. Louisville	18-5
25. Harvard	20-2

ESPN/USA Today Top 25 Poll**February 6**

School	Record
1. Kentucky (31)	23-1
2. Syracuse	23-1
3. Ohio State	20-3
4. Missouri	21-2
5. North Carolina	20-3
6. Baylor	21-2
7. Florida	19-4
Murray State	23-0
9. Duke	19-4
10. Kansas	18-5
11. Georgetown	18-4
12. Michigan State	18-5
13. Saint Mary's	22-2
14. San Diego State	20-3
15. Creighton	21-3
16. UNLV	21-4
17. Florida State	16-6
18. Mississippi State	18-5
19. Marquette	19-5
20. Virginia	18-4
21. Harvard	20-2
22. Wisconsin	18-6
23. Indiana	18-6
24. Louisville	18-5
25. Michigan	17-7

OU opponents and potential opponents in **bold**

arc and .911 (51-for-56) from the free throw line.

► Sophomore guard **Javarez Willis** averages 8.0 points and 2.1 assists per outing, but has been held scoreless in each of the last two outings (both starts) in a total of 20 minutes of playing time (0-for-4 shooting).

► Gillispie is in his eighth year as a collegiate head coach and owns a 147-101 career record.

OU-TEXAS TECH SERIES HISTORY

Oklahoma owns a 31-19 series lead over Texas Tech and has won seven of the last 10 meetings. However, OU is 10-12 against the Red Raiders in Lubbock and has lost six of the last 10 meetings there, including each of the last two. Since the start of the Big 12 in 1996-97, OU is 22-11 against Texas Tech (9-6 in Lubbock). The Sooners posted a 4-2 record against Texas Tech head coach **Billy Gillispie** while he was head coach at Texas A&M.

JAN. 17 VS. THE RED RAIDERS (BOX SCORE ON PAGE 13 OF THESE NOTES)

► Oklahoma survived .389 field goal shooting and a 1-for-11 performance from 3-point range in a 64-55 home win over Texas Tech on Jan. 17. OU's field goal performance was its worst in victory since the season opener (shot .365 in win over Idaho State).

► Ahead 48-47, the Sooners outscored Texas Tech 16-8 over the final 3:30 to seal the win. They held the Red Raiders to .326 field goal shooting, the second worst mark by Tech on the year and the second worst by an OU opponent.

► Oklahoma forced 21 Texas Tech turnovers (15 in the first half) and outscored the Red Raiders 22-7 off turnovers.

► Junior forward **Romero Osby** went 7-for-8 from the foul line in the final 1:09 and finished with 15 points, a team-high eight rebounds and a career-high five blocked shots.

► Junior guard **Steven Pledger** scored a game-high 17 points thanks to 5-for-7 shooting from 2-point range and a 4-for-4 effort at the free throw line. He struggled from 3-point distance, going 1-for-6.

► Junior forward **Andrew Fitzgerald** netted 13 points and added four rebounds before fouling out.

► Texas Tech's **Javarez Willis** scored a team-high 16 points on 5-for-9 field goal and 4-for-6 3-point shooting while **Jaye Crockett** came off the bench to record 14 points and 10 boards in 21 minutes.

MONDAY'S MISSOURI RECAP (BOX SCORE ON PAGE 12 OF THESE NOTES)

► After losing by 38 to Missouri on Jan. 3 in the Big 12 opener for both teams, the Sooners dropped a 71-68 home contest to the fourth-ranked Tigers on Monday. **Steven Pledger's** potential game-tying 3-pointer was just off the mark at the buzzer.

► The Sooners led much of the first half (by as many 6 at 29-23) before falling behind by three at the break, 36-33. Missouri ballooned its lead to 10 (50-40) and held on as OU crawled to within two points on multiple occasions, including with 1:30 to go.

► Oklahoma entered the game with a .746 free throw mark (.767 in Big 12 play) but went just 9-for-23 (.391). Its previous season low (at least 10 attempts) was .611 against Washington State in the third game of the year. OU missed its first eight attempts Monday.

► OU went 7-for-12 (.583) from 3-point range, its most conversions in 15 games (went 8-for-16 Dec. 10 against Arkansas).

► Junior guard **Sam Grooms** scored a career-high 17 points (previous high was 12) and tied a career best with 10 assists while committing just two turnovers in 38 minutes. Grooms, who entered the game shooting .324 from the field, was 7-for-9 from the floor.

► Pledger scored a team-high 22 points on 8-for-14 field goal and 5-for-9 3-point shooting. It was his seventh game of at least 20 points this year and his five treys set an OU season high. Pledger was just 1-for-4 from the free throw line after entering the game with a .897 season mark (ranked eighth nationally). He had made 44 of his previous 46 attempts (27-for-28 in Big 12 play).

UP NEXT

Oklahoma returns home to host Texas on Tuesday at 7 p.m. The game will be televised by the Big 12 Network.

QUANTIFYING OU'S BASKETBALL TRADITION

► This is the 105th season of Oklahoma varsity basketball (the program's first game was Nov. 26, 1907).

► OU owns a 1,538-988 (.609) all-time record, ranking it 30th in NCAA Division I history in wins and 41st in winning percentage.

► Oklahoma has participated in four NCAA Final Fours (1939, 1947, 1988 and 2002) and in two NCAA championship games (it lost to Holy Cross in 1947 and to Kansas in 1988).

► OU has made 26 NCAA Tournament appearances and seven postseason NIT showings. It has made 22 NCAA Tournament appearances over the last 29 years.

► Oklahoma has made 27 postseason appearances over the last 30 years (22 NCAA Tournaments and five NITs).

► The Sooners have won 14 regular season conference championships (most recently in 2005) and seven conference tournament titles (including the 2001, 2002 and 2003 Big 12 crowns).

► The Sooners posted the eighth best NCAA Division I winning percentage (.731) in the 1980s and the eighth best (.738) in the 2000s.

► Twenty different Sooners have earned All-America honors a total of 30 times. They have earned consensus first-team All-America acclaim nine times and consensus second-team honors on four occasions.

► **Wayman Tisdale** was a three-time consensus first-team All-American during his three seasons at OU (1983-85).

► Oklahoma players have earned first-team all-conference accolades a total of 73 times.

► The Sooners own a winning record against eight of the other nine members of the Big 12 Conference (Kansas is the only league program with a series lead against OU).

► OU has played its home games in four different venues: the OU Gymnasium (1907-1919), the R.O.T.C. Armory (1919-1928), the OU Field House (1928-75) and Lloyd Noble Center (1975-present).

PLAYER NOTES

1 SAM GROOMS (6-1, 203, JUNIOR, GUARD)

- ▶ Point guard who is averaging 6.5 points, 3.0 boards and 5.9 assists in 31.3 minutes a contest.
- ▶ Ranks second in Big 12 in assists and first (top 10 nationally) in assist-to-turnover ratio (3.1).
- ▶ Has 50 assists and just 9 turnovers over the last seven games (5.6 ratio).
- ▶ Has recorded two or fewer turnovers 16 times in 23 games (each of last seven outings).
- ▶ Point guard who transferred from Chipola College in Florida.
- ▶ Rated as nation's third-best junior college player in 2010-11 by JucoRecruiting.com.
- ▶ Started 50 games in his two seasons at Chipola (averaged 11.1 points, 5.9 assists last year).

2 STEVEN PLEDGER (6-4, 222, JUNIOR, GUARD)

- ▶ Dec. 19 and Jan. 30 Big 12 Player of the Week.
- ▶ Averaging 17.8 points (ranks No. 4 Big 12), 4.0 rebounds and 1.6 assists in 32.7 minutes.
- ▶ Ranks third in Big 12 with his .456 3-point percentage and first with his 2.8 treys/game.
- ▶ Has drained at least three 3-pointers in 15 of his 22 games.
- ▶ Had made 44 of his last 46 FT attempts (.957) before going 1-for-4 vs. Missouri on Monday.
- ▶ Averaging 20.8 points in team's wins and 14.2 in losses.
- ▶ Has seven games of at least 20 points this year (had three all of last season).
- ▶ Has 22 more field goals this year in 10 fewer games than last season.
- ▶ Ranks 7th in OU history with 168 3-point FGs and needs two to move into fifth-place tie.
- ▶ Needs 73 points to become 38th player in school history to reach 1,000 in a career.
- ▶ Recorded a 30-point game at Kansas State Jan. 28 (third highest career total).
- ▶ Notched first career double-double vs. Houston on Dec. 17 (31 points, 10 rebounds).
- ▶ Scored a career-high 38 points (career highs of 12 field goals, 7 treys and 7 free throw makes) in overtime win at Iowa State last season (scored 17 of team's final 21 points).

3 T.J. FRANKLIN (5-11, 175, SENIOR, GUARD)

- ▶ Averaging 2.8 minutes in his 11 games this year (has 4 points and 3 assists).
- ▶ Registered 2 points (third career FG) and 1 assist in two minutes at Kansas on Feb. 1.
- ▶ A walk-on point guard who is the only fourth-year player on team.
- ▶ Played a total of 16 minutes last year (12 games) and scored four points.
- ▶ Helped North Crowley HS (Fort Worth, Texas) to 38-1 record and 2008 Class 5A state title.
- ▶ Voted by teammates as squad's hardest worker, best leader by example, most impressive in the weight room, fastest from baseline to baseline and best video game player.
- ▶ An information studies major at OU who graduated No. 7 in his high school class.

4 ANDREW FITZGERALD (6-8, 247, JUNIOR, FORWARD)

- ▶ Averaging 13.4 points and 5.0 rebounds (ranks second on team in both categories).
- ▶ Turned in a career-high 27-point outing vs. Iowa State Saturday (11-for-19 shooting).
- ▶ Has scored in double figures in 17 of last 18 games (at least 17 points in 6 of last 14 outings).
- ▶ Averaging 14.8 points the last 17 games after averaging 8.0 the first five.
- ▶ Has started 56 consecutive games.
- ▶ OU's leading returning scorer (12.6) and rebounder (5.0) from last season. Also led team with his 21 blocked shots and 34 steals in an average of 30.8 minutes per game as a sophomore.
- ▶ An honorable mention All-Big 12 selection last season.
- ▶ Started all 32 games last year and scored at least 10 points 22 times (at least 20 four times).
- ▶ Arrived at OU in summer 2009 weighing 273 pounds but entered 2011-12 season at 247.

5 C.J. WASHINGTON (6-7, 230, SENIOR, FORWARD)

- ▶ Averaging 2.2 points and 3.5 rebounds in 10.8 minutes a game (DNP in season opener).
- ▶ Leads team in rebounds per minute (40-minute projection is 12.9 boards).
- ▶ Seven of his career-high 12 boards (in 13 min.) against South Carolina State were offensive.
- ▶ Handed out 3 assists vs. Coppin State in his first game of year (recorded 2 all of last season).
- ▶ Came off bench in each of his 31 games last year and averaged 2.5 points and 3.1 rebounds.
- ▶ A first-team junior college All-American at Connors State College (Warner, Okla.) in 2009-10 when he averaged 19.3 points, a school-record 13.0 rebounds and 1.8 block per game.
- ▶ Named the 2010 Region II Junior College Player of the Year and Region II Tournament MVP.
- ▶ Recorded 25 double-doubles in his 32 games (including a stretch of 14 straight).

13 JAMES FRASCHILLA (5-10, 142, FRESHMAN, GUARD)

- ▶ A walk-on point guard from Dallas, Texas, who has 2 points in his 8 appearances (11 minutes).
- ▶ Helped Highland Park HS to a 22-8 record last year and a District 10-4A championship.
- ▶ Averaged 5.9 points, 5.0 assists and 2.7 steals as a senior to earn all-district honors.
- ▶ Voted by teammates as the Sooner who would make the best college head coach.
- ▶ Son of ESPN analyst and former college head coach Fran Fraschilla.

14 CARL BLAIR (6-2, 205, JUNIOR, GUARD)

- ▶ Averaging 3.8 points and 2.9 assists in 16.7 minutes a game.
- ▶ Averaging 1.7 points over the last seven games after averaging 12.0 the previous three.
- ▶ Ranks third in the Big 12 (league games) with his 1.7 steals per contest.
- ▶ Has started four games on the season.
- ▶ Set OU personal career highs with 20 points, 10 rebounds and 5 steals off bench Jan. 9 at OSU.
- ▶ Started year 12-for-28 (.429) from 3-point range but has gone 2-for-14 (.143) since.
- ▶ Played in 30 of team's 32 games last year and made 25 starts (including last 22 contests).
- ▶ Averaged 7.5 points and team-high 4.7 assists in 27.6 minutes a game.
- ▶ Transfer from New Orleans who averaged 9.2 points, 4.4 rebounds and 3.7 assists in 2009-10.
- ▶ Recorded triple-double at New Orleans (13 points, 10 rebounds and 11 assists).

15 TYLER NEAL (6-7, 227, SOPHOMORE, FORWARD)

- ▶ Has come off the bench to average 4.0 points and 2.5 boards in 13.1 minutes an outing.
- ▶ Shooting .348 (16-for-46) from 3-point range and .792 (19-for-24) from free throw line.
- ▶ Averaged 6.5 points in non-conference play but is averaging 1.2 points in 11 Big 12 games.
- ▶ Recorded a career-high 18-point game vs. Arkansas Dec. 10 (career highs of 4 treys, 4 assists).
- ▶ Played in 26 of team's 32 games last year as a freshman and made six starts.
- ▶ Averaged 4.2 points and 2.3 rebounds in 12.5 minutes a game.
- ▶ Earned state-player-of-the-year honors from Gatorade, the Oklahoma Coaches Association and The Oklahoman as a high school senior at Putnam City West.

21 CAMERON CLARK (6-6, 198, SOPHOMORE, GUARD)

- ▶ Returned to starting lineup Jan. 24 vs. Baylor after coming off bench 3 straight games.
- ▶ Has started 52 of his 55 career games.
- ▶ Averaging 6.3 points the last 16 games after averaging 14.0 the previous five.
- ▶ Has scored in double figures three times in last 14 games.
- ▶ Held scoreless vs. Arkansas (Dec. 10), at Cincinnati (Dec. 29) and vs. Missouri (Feb. 6).
- ▶ Ranked fourth on team in scoring (9.3 ppg) last year and third in rebounding (4.5 rpg).
- ▶ Ranked eighth in Big 12 (second among freshmen) with his 33.6 minutes per game.
- ▶ Averaged 13.1 points in wins and 6.3 points in losses.
- ▶ Played at least 40 minutes on seven occasions.
- ▶ Ranked No. 32 as a high school senior by ESPN, No. 34 by Rivals.com and No. 39 by Scout.com.

24 ROMERO OSBY (6-8, 232, JUNIOR, FORWARD)

- ▶ Averaging 12.3 points and team-high 7.7 rebounds in 30.0 minutes a game.
- ▶ Has scored at least 15 points in seven of last nine outings.
- ▶ Averaging 15.4 points (.505 field goal shooting) the last nine games.
- ▶ Ranks third in Big 12 in rebounding and first in offensive rebounding (3.0 per game).
- ▶ Ranks third in Big 12 with six double-doubles.
- ▶ Has grabbed 10+ rebounds in eight of 23 outings (at least 6 boards in all but six games).
- ▶ Has recorded 32 of team's 56 dunks on the year (57 percent).
- ▶ His 18 rebounds vs. S.C. State Dec. 21 tied as most by a Sooner in three seasons.
- ▶ Sat out last season after transferring from Mississippi State University.
- ▶ Averaged 4.2 points and 2.6 rebounds in 12.8 minutes a game during his two seasons at MSU.
- ▶ Rated No. 57 nationally by Rivals.com and No. 70 by Scout.com out of high school.

31 BARRY HONORÉ (6-7, 270, SENIOR, FORWARD)

- ▶ Averaging 0.8 points, 1.0 rebound and 0.5 blocks in 4.9 minutes over his 17 games.
- ▶ Recorded OU career highs of 4 points, 4 boards and 2 assists Dec. 31 vs. Northwestern State.
- ▶ A walk-on who transferred from Southern University and is one of three seniors on the team.
- ▶ Averaged 1.2 points and 1.0 rebound in 5.7 minutes a game last year (shot .632 from field).
- ▶ Named 2008 Southwestern Athletic Conference Freshman of the Year after averaging 8.8 points and 5.1 rebounds a game at Southern.
- ▶ Started 54 of his 60 games during his two-year career at Southern.

32 CASEY ARENT (6-10, 227, JUNIOR, CENTER)

- ▶ Averaging 1.4 points and 2.1 boards in 7.2 minutes per outing (has played in 19 of 23 games).
- ▶ Has 18 offensive rebounds and 22 defensive boards.
- ▶ Turned in a 4-point, 4-rebound game (8 minutes) Jan. 21 at Texas A&M.
- ▶ Rated as the nation's 22nd-best juco player last year by JucoRecruiting.com.
- ▶ Earned first-team All-Big 8 and first-team all-state honors as a sophomore last year at Sierra College in Rocklin, Calif.
- ▶ Averaged 19.1 points and 11.4 rebounds per game last season (17 double-doubles).

SEASON STATISTICS

#	Player	gp-gs	min	avg	Total		3-Point		F-Throw		Rebounds						pts	avg
					fg-fga	fg%	3fg-fga	3fg%	ft-fa	ft%	off	def	tot	avg	pf	dq		
02	Pledger, Steven	22-22	720	32.7	134-278	.482	62-136	.456	62-72	.861	29	59	88	4.0	50	1	35	17.8
04	Fitzgerald, Andrew	23-23	634	27.6	130-263	.494	0-0	.000	48-66	.727	57	57	114	5.0	71	2	11	13.4
11	Newell, Calvin	5-0	98	19.6	25-51	.490	10-26	.385	5-7	.714	3	5	8	1.6	4	0	4	13.0
24	Osby, Romero	23-23	689	30.0	104-216	.481	5-12	.417	71-99	.717	69	108	177	7.7	52	1	20	12.3
21	Clark, Cameron	23-20	578	25.1	69-181	.381	5-16	.313	34-53	.642	22	68	90	3.9	45	0	29	7.7
01	Grooms, Sam	23-23	720	31.3	51-145	.352	6-30	.200	42-65	.646	13	56	69	3.0	41	0	136	6.5
15	Neal, Tyler	23-0	302	13.1	28-70	.400	16-46	.348	19-24	.792	15	42	57	2.5	32	1	15	4.0
14	Blair, Carl	23-4	384	16.7	22-72	.306	14-42	.333	30-39	.769	11	43	54	2.3	38	0	66	3.8
05	Washington, C.J.	22-0	238	10.8	22-46	.478	0-0	.000	4-8	.500	29	48	77	3.5	28	0	7	2.2
32	Arent, Casey	19-0	136	7.2	11-28	.393	0-0	.000	4-4	1.000	18	22	40	2.1	25	0	1	1.4
31	Honore, Barry	17-0	84	4.9	5-12	.417	0-0	.000	4-7	.571	13	4	17	1.0	7	0	2	0.8
03	Franklin, T.J.	11-0	31	2.8	2-9	.222	0-2	.000	0-0	.000	1	3	4	0.4	3	0	3	0.4
13	Fraschilla, James	8-0	11	1.4	1-2	.500	0-0	.000	0-0	.000	1	0	1	0.1	2	0	0	0.3
Team											41	30	71				1	
Total.....		23	4625		604-1373	.440	118-310	.381	323-444	.727	322	545	867	37.7	398	5	329	71.7
Opponents.....		23	4625		558-1288	.433	169-501	.337	294-415	.708	254	506	760	33.0	419	11	336	68.7

TEAM STATISTICS	OU	OPP
SCORING	1649	1579
Points per game	71.7	68.7
Scoring margin	+3.0	-
FIELD GOALS-ATT	604-1373	558-1288
Field goal pct	.440	.433
3 POINT FG-ATT	118-310	169-501
3-point FG pct	.381	.337
3-pt FG made per game	5.1	7.3
FREE THROWS-ATT	323-444	294-415
Free throw pct	.727	.708
F-Throws made per game	14.0	12.8
REBOUNDS	867	760
Rebounds per game	37.7	33.0
Rebounding margin	+4.7	-
ASSISTS	329	336
Assists per game	14.3	14.6
TURNOVERS	292	328
Turnovers per game	12.7	14.3
Turnover margin	+1.6	-
Assist/turnover ratio	1.1	1.0
STEALS	155	138
Steals per game	6.7	6.0
BLOCKS	76	65
Blocks per game	3.3	2.8
ATTENDANCE	109122	77448
Home games-Avg/Game	13-8394	5-12367
Neutral site-Avg/Game	-	5-3123

Date	Opponent	Score	Att.
11/11/11	IDAHO STATE	w 78-74	7622
11/18/11	COPPIN STATE	w 92-65	7460
# 11/24/11	vs Washington State	w 74-59	1457
# 11/25/11	vs Santa Clara	w 85-73	1777
# 11/27/11	vs Saint Louis	L 63-83	2637
12/02/11	SACRAMENTO STATE	w 82-53	7460
12/08/11	ORAL ROBERTS	w 73-59	7699
12/10/11	ARKANSAS	w 78-63	9077
\$ 12/17/11	vs Houston	w 79-74	5303
12/21/11	SOUTH CAROLINA STATE	w 83-48	8136
% 12/29/11	vs Cincinnati	L 55-56	4439
12/31/11	NORTHWESTERN STATE	w 83-63	8532
* 01/03/12	at Missouri	L 49-87	15061
* 01/07/12	KANSAS	L 61-72	11268
* 01/09/12	at Oklahoma State	L 65-72	9478
* 01/14/12	KANSAS STATE	w 82-73	8812
* 01/17/12	TEXAS TECH	w 64-55	7786
* 01/21/12	at Texas A&M	Lot 75-81	8468
* 01/24/12	BAYLOR	L 65-77	8004
* 01/28/12	at Kansas State	w 63-60	12528
* 02/01/12	at Kansas	L 62-84	16300
* 02/04/12	IOWA STATE	L 70-77	9272
* 02/06/12	MISSOURI	L 68-71	7994

76 Classic (Anaheim, Calif.)

\$ All-College Classic (Oklahoma City, Okla.)

% at U.S. Bank Arena (Cincinnati, Ohio)

* = Conference game

Score by Periods	1st	2nd	OT	Totals
Oklahoma	788	851	10	1649
Opponents	705	858	16	1579

BIG 12 GAMES ONLY

#	Player	gp-gs	min	avg	Total		3-Point		F-Throw		Rebounds				pf	dq	a	to	blk	stl	pts	avg
					fg-fga	fg%	3fg-fga	3fg%	ft-fga	ft%	off	def	tot	avg								
02	Pledger, Steven	11-11	383	34.8	63-149	.423	31-72	.431	28-32	.875	10	34	44	4.0	28	1	13	22	2	10	185	16.8
04	Fitzgerald, Andrew	11-11	336	30.5	69-138	.500	0-0	.000	23-30	.767	27	23	50	4.5	38	2	7	18	3	7	161	14.6
24	Osby, Romero	11-11	363	33.0	54-110	.491	3-6	.500	43-60	.717	31	41	72	6.5	32	0	9	25	13	9	154	14.0
21	Clark, Cameron	11-8	281	25.5	28-75	.373	0-3	.000	19-28	.679	11	35	46	4.2	21	0	10	17	2	10	75	6.8
01	Grooms, Sam	11-11	374	34.0	25-72	.347	0-8	.000	13-23	.565	6	21	27	2.5	21	0	71	18	2	11	63	5.7
14	Blair, Carl	11-3	203	18.5	13-45	.289	6-24	.250	18-21	.857	6	27	33	3.0	18	0	32	17	1	19	50	4.5
05	Washington, C.J.	11-0	125	11.4	8-19	.421	0-0	.000	1-4	.250	13	20	33	3.0	20	0	2	2	3	5	17	1.5
15	Neal, Tyler	11-0	91	8.3	5-17	.294	1-9	.111	2-4	.500	6	10	16	1.5	7	0	5	11	1	3	13	1.2
03	Franklin, T.J.	3-0	6	2.0	1-2	.500	0-0	.000	0-0	.000	0	1	1	0.3	0	0	1	0	0	0	2	0.7
32	Arent, Casey	9-0	38	4.2	2-4	.500	0-0	.000	0-0	.000	3	6	9	1.0	7	0	0	1	0	2	4	0.4
31	Honore, Barry	5-0	20	4.0	0-2	.000	0-0	.000	0-1	.000	3	0	3	0.6	2	0	0	1	1	0	0	0.0
13	Fraschilla, James	3-0	5	1.7	0-0	.000	0-0	.000	0-0	.000	0	0	0	0.0	0	0	0	0	0	0	0	0.0
Team											13	14	27									
Total.....		11	2225		268-633	.423	41-122	.336	147-203	.724	129	232	361	32.8	194	3	150	132	28	76	724	65.8
Opponents.....		11	2225		285-596	.478	85-229	.371	154-211	.730	115	264	379	34.5	191	3	172	150	35	67	809	73.5

TEAM STATISTICS	OU	OPP	Date	Opponent	Score	Att.
SCORING	724	809	* 01/03/12	at Missouri	L 49-87	15061
Points per game	65.8	73.5	* 01/07/12	KANSAS	L 61-72	11268
Scoring margin	-7.7	-	* 01/09/12	at Oklahoma State	L 65-72	9478
FIELD GOALS-ATT	268-633	285-596	* 01/14/12	KANSAS STATE	W 82-73	8812
Field goal pct	.423	.478	* 01/17/12	TEXAS TECH	W 64-55	7786
3 POINT FG-ATT	41-122	85-229	* 01/21/12	at Texas A&M	Lot 75-81	8468
3-point FG pct	.336	.371	* 01/24/12	BAYLOR	L 65-77	8004
3-pt FG made per game	3.7	7.7	* 01/28/12	at Kansas State	W 63-60	12528
FREE THROWS-ATT	147-203	154-211	* 02/01/12	at Kansas	L 62-84	16300
Free throw pct	.724	.730	* 02/04/12	IOWA STATE	L 70-77	9272
F-Throws made per game	13.4	14.0	* 02/06/12	MISSOURI	L 68-71	7994
REBOUNDS	361	379				
Rebounds per game	32.8	34.5				
Rebounding margin	-1.6	-				
ASSISTS	150	172				
Assists per game	13.6	15.6				
TURNOVERS	132	150				
Turnovers per game	12.0	13.6				
Turnover margin	+1.6	-				
Assist/turnover ratio	1.1	1.1				
STEALS	76	67				
Steals per game	6.9	6.1				
BLOCKS	28	35				
Blocks per game	2.5	3.2				
ATTENDANCE	53136	61835				
Home games-Avg/Game	6-8856	5-12367				
Neutral site-Avg/Game	-	0-0				

Score by Periods	1st	2nd	OT	Totals
Oklahoma	346	368	10	724
Opponents	367	426	16	809

SEASON RESULTS

Date	Opponent	Score	W/L	Attend.	Points Leader	Rebounds Leader	Assists Leader
11/11	Idaho State	78-74	W	7,622	Newell 19	Osby 10	Grooms 8
11/18	Coppin State	92-65	W	7,460	Pledger 20	Osby 10	Blair, Clark 4
11/24	vs. Washington State #	74-59	W	1,457	Newell 18	Fitzgerald 7	Grooms 10
11/25	vs. Santa Clara #	85-73	W	1,777	Pledger 26	Fitzgerald 13	Grooms 6
11/27	vs. Saint Louis #	63-83	L	2,637	Clark, Osby 14	Clark, Osby 6	Pledger 2
12/2	Sacramento State	82-53	W	7,460	Clark 18	Blair 5	Pledger 5
12/8	Oral Roberts	73-59	W	7,699	Pledger 17	Clark 8	Grooms 5
12/10	Arkansas	78-36	W	9,077	Pledger 22	Fitzgerald 8	Neal 4
12/17	vs. Houston \$	79-74	W	5,303	Pledger 31	Osby, Pledger 10	Grooms 8
12/21	South Carolina State	83-48	W	8,136	Pledger 22	Osby 18	Grooms 6
12/29	at Cincinnati %	55-56	L	4,439	Fitzgerald 18	Osby 12	Grooms 9
12/31	Northwestern State	83-63	W	8,532	Osby, Pledger 18	Clark 9	Blair 6
1/3	at Missouri (7)	49-87	L	15,061	Fitzgerald 18	Fitzgerald 6	Grooms 7
1/7	Kansas (14)	61-72	L	11,268	Pledger 14	Osby 9	Grooms 5
1/9	at Oklahoma State	65-72	L	9,478	Blair 20	Blair, Osby 10	Clark 3
1/14	Kansas State (18)	82-73	W	8,812	Fitzgerald 21	Osby, Pledger 6	Grooms 9
1/17	Texas Tech	64-55	W	7,786	Pledger 17	Osby 8	Blair, Grooms 4
1/21	at Texas A&M	75-81	L (OT)	8,468	Osby 18	Fitzgerald 7	Grooms 7
1/24	Baylor (6)	65-77	L	8,004	Pledger 17	Osby 11	Grooms 7
1/28	at Kansas State (22)	63-60	W	12,528	Pledger 30	Clark 6	Grooms 7
2/1	at Kansas (8)	62-84	L	16,300	Osby 19	Osby 7	Grooms 6
2/4	Iowa State	70-77	L	9,272	Fitzgerald 27	Clark 11	Grooms 9
2/6	Missouri (4)	68-71	L	7,994	Pledger 22	Washington 7	Grooms 10
2/11	at Texas Tech						
2/14	Texas						
2/18	at Iowa State						
2/22	Oklahoma State						
2/25	at Baylor						
2/29	at Texas						
3/3	Texas A&M						

Associated Press rankings in parentheses

76 Classic (Anaheim, Calif.)

\$ All-College Classic (Oklahoma City, Okla.)

% at U.S. Bank Arena

Record Summary	Overall	Home	Away	Neutral
All Games	13-10	9-4	1-5	3-1
Big 12 Games	3-8	2-4	1-4	0-0
Non-Conference Games	10-2	7-0	0-1	3-1

POINTS-REBOUNDS-ASSISTS

Date	Opponent	1 GROOMS	2 PLEDGER	3 FRANKLIN	4 FTZGERLD	5 WASHGTON	11 NEWELL	13 FRASCH.	14 BLAIR	15 NEAL	21 CLARK	24 OSBY	31 HONORÉ	32 ARENT
11/11	Idaho State	<u>11-6-8</u>	DNP	0-0-0	<u>7-1-0</u>	DNP	19-2-0	DNP	<u>12-6-5</u>	4-7-1	<u>2-3-0</u>	<u>17-10-4</u>	2-0-0	4-1-0
11/18	Coppin State	<u>4-4-1</u>	<u>20-2-3</u>	0-0-0	<u>10-8-0</u>	6-8-3	14-2-1	0-0-0	6-0-4	9-3-1	<u>4-4-4</u>	<u>11-10-0</u>	2-3-0	6-9-1
11/24	vs. Washington State #	<u>9-1-10</u>	<u>14-2-0</u>	0-0-1	<u>9-7-0</u>	0-2-0	18-1-3	DNP	0-0-0	2-3-0	<u>11-2-1</u>	<u>9-6-0</u>	0-0-0	2-3-0
11/25	vs. Santa Clara #	<u>12-5-6</u>	<u>26-7-0</u>	DNP	<u>12-13-0</u>	0-4-0	8-2-0	DNP	2-0-2	3-2-0	<u>11-2-1</u>	<u>9-10-1</u>	0-0-0	2-2-0
11/27	vs. Saint Louis #	<u>0-2-1</u>	<u>11-3-2</u>	DNP	<u>4-2-0</u>	2-2-0	6-1-0	DNP	3-1-1	7-1-0	<u>14-6-1</u>	<u>14-6-0</u>	0-0-0	2-1-0
12/2	Sacramento State	<u>9-4-4</u>	<u>15-1-5</u>	2-0-1	<u>13-4-1</u>	2-1-1	**	DNP	5-5-3	8-3-1	<u>18-3-3</u>	<u>8-4-3</u>	2-1-0	0-3-0
12/8	Oral Roberts	<u>2-4-5</u>	<u>17-3-3</u>	0-0-0	<u>16-3-0</u>	8-6-1	**	0-0-0	2-0-3	5-3-1	<u>16-8-2</u>	<u>7-7-0</u>	0-0-0	0-2-0
12/10	Arkansas	<u>6-3-3</u>	<u>22-3-2</u>	0-1-0	<u>17-8-0</u>	0-2-0	**	0-0-0	3-2-2	18-5-4	<u>0-1-3</u>	<u>10-7-2</u>	2-3-0	0-0-0
12/17	vs. Houston \$	<u>10-2-8</u>	<u>31-10-0</u>	DNP	<u>10-6-2</u>	0-0-0	**	DNP	0-2-2	9-6-1	<u>14-2-0</u>	<u>5-10-0</u>	0-0-0	DNP
12/21	South Carolina State	<u>7-3-6</u>	<u>22-5-1</u>	0-1-1	<u>17-2-0</u>	5-12-0	**	2-1-0	3-2-5	3-2-1	<u>8-2-1</u>	<u>10-18-1</u>	2-2-0	4-9-0
12/29	at Cincinnati %	<u>6-5-9</u>	<u>11-6-1</u>	DNP	<u>18-9-1</u>	0-2-0	**	DNP	0-1-1	8-5-0	<u>0-2-3</u>	<u>12-12-0</u>	0-1-0	DNP
12/31	Northwestern State	<u>11-3-4</u>	<u>18-2-5</u>	0-0-0	<u>14-1-0</u>	8-5-0	**	0-0-0	2-2-6	2-1-0	<u>4-9-0</u>	<u>18-5-0</u>	4-4-2	2-1-0
1/3	at Missouri (7)	<u>4-1-7</u>	<u>11-4-0</u>	0-1-0	<u>18-6-0</u>	0-2-0	**	0-0-0	2-0-0	0-0-1	<u>8-1-3</u>	<u>6-3-1</u>	0-0-0	0-2-0
1/7	Kansas (14)	<u>4-2-5</u>	<u>14-4-0</u>	0-0-0	<u>11-7-1</u>	2-2-0	**	0-0-0	11-0-3	1-0-0	<u>9-5-1</u>	<u>9-9-0</u>	0-2-0	0-0-0
1/9	at Oklahoma State	<u>2-2-0</u>	<u>9-3-1</u>	DNP	<u>12-9-0</u>	0-0-0	**	DNP	20-10-2	0-7-0	<u>4-7-3</u>	<u>18-10-1</u>	0-0-0	0-1-0
1/14	Kansas State (18)	<u>4-3-9</u>	<u>18-6-2</u>	DNP	<u>21-3-0</u>	2-0-0	**	DNP	<u>5-3-5</u>	4-0-1	10-3-0	<u>18-6-0</u>	DNP	0-0-0
1/17	Texas Tech	<u>7-4-4</u>	<u>17-3-0</u>	DNP	<u>13-4-1</u>	0-4-0	**	DNP	<u>0-2-4</u>	2-0-0	10-3-0	<u>15-8-0</u>	0-0-0	0-1-0
1/21	at Texas A&M	<u>9-3-7</u>	<u>16-4-3</u>	DNP	<u>17-7-0</u>	4-4-0	**	DNP	<u>0-3-3</u>	0-1-0	7-3-2	<u>18-5-2</u>	DNP	4-4-0
1/24	Baylor (6)	<u>7-0-7</u>	<u>17-6-4</u>	DNP	<u>13-3-0</u>	2-2-1	**	DNP	2-1-1	0-0-1	<u>8-1-0</u>	<u>16-11-0</u>	DNP	0-0-0
1/28	at Kansas State (22)	<u>4-4-7</u>	<u>30-5-1</u>	DNP	<u>3-1-2</u>	4-3-0	**	DNP	2-2-5	0-1-0	<u>11-6-1</u>	<u>9-3-0</u>	DNP	DNP
2/1	at Kansas (8)	<u>1-2-6</u>	<u>17-2-1</u>	2-0-1	<u>14-3-0</u>	1-6-0	**	0-0-0	0-3-3	4-1-1	<u>4-5-0</u>	<u>19-7-2</u>	0-1-0	0-1-0
2/4	Iowa State	<u>4-4-9</u>	<u>14-2-0</u>	DNP	<u>27-3-2</u>	0-3-0	**	DNP	2-4-3	2-5-1	<u>4-11-0</u>	<u>17-4-1</u>	DNP	DNP
2/6	Missouri (4)	<u>17-2-10</u>	<u>22-5-1</u>	DNP	<u>12-4-1</u>	2-7-1	**	DNP	6-5-3	0-1-0	<u>0-1-0</u>	<u>9-6-2</u>	DNP	0-0-0
2/11	at Texas Tech													
2/14	Texas													
2/18	at Iowa State													
2/22	Oklahoma State													
2/25	at Baylor													
2/29	at Texas													
3/3	Texas A&M													

Associated Press rankings in parentheses

76 Classic (Anaheim, Calif.)

\$ All-College Classic (Oklahoma City, Okla.)

% at U.S. Bank Arena

** Left team

MISCELLANEOUS STATS

Dunks

Romero Osby.....	32
Cameron Clark.....	14
Andrew Fitzgerald.....	3
Tyler Neal.....	2
Steven Pledger.....	2
Casey Arent.....	1
Calvin Newell.....	1
C.J. Washington.....	1

Charges Taken

Romero Osby.....	11
Andrew Fitzgerald.....	10
Steven Pledger.....	3
Casey Arent.....	2
Sam Grooms.....	2
Tyler Neal.....	2
Carl Blair.....	1
Cameron Clark.....	1
T.J. Franklin.....	1
C.J. Washington.....	1

GAME-BY-GAME TEAM STATS

	FG-A	Pct.	3FG-A	Pct.	FT-A	Pct.	O/D/T	PF	A	TO	B	S	1	2	TP
Idaho State at Oklahoma	28-60 23-63	.467 .365	7-24 8-23	.292 .348	11-17 24-33	.647 .727	12/25/37 18/23/41	30 20	22 18	20 15	0 6	7 8	34 31	40 47	74 78
Coppin State at Oklahoma	20-55 36-79	.364 .456	9-33 10-24	.273 .417	16-27 10-13	.593 .769	10/17/27 28/33/61	14 21	13 18	15 15	2 5	8 5	23 42	42 50	65 92
Oklahoma # vs. Washington State #	27-60 22-52	.450 .423	9-20 7-17	.450 .412	11-18 8-11	.611 .727	13/19/32 13/22/35	14 18	14 12	11 22	3 3	7 5	38 40	36 19	74 59
Santa Clara # vs. Oklahoma #	24-68 28-60	.353 .467	14-33 5-16	.424 .313	11-13 24-32	.846 .750	12/21/33 15/34/49	24 18	17 10	9 11	2 4	4 1	19 42	54 43	73 85
Saint Louis # vs. Oklahoma #	29-48 25-60	.604 .417	9-17 3-10	.529 .300	16-20 10-15	.800 .667	5/24/29 15/16/31	17 22	19 5	11 12	1 1	1 5	39 30	44 33	83 63
Sacramento State at Oklahoma	19-43 31-54	.442 .574	6-11 11-20	.545 .550	9-14 9-12	.643 .750	7/16/23 9/20/29	14 11	13 22	22 12	1 6	7 16	25 45	28 37	53 82
Oral Roberts at Oklahoma	22-60 27-54	.367 .500	1-15 3-7	.067 .429	14-19 16-20	.737 .800	16/15/31 14/24/38	18 19	11 15	12 15	3 3	9 7	24 34	35 39	59 73
Arkansas at Oklahoma	20-58 26-50	.345 .520	7-27 8-16	.259 .500	16-20 18-23	.800 .783	12/14/26 11/27/38	20 16	11 16	13 17	5 4	7 6	15 37	38 41	63 78
Houston \$ vs. Oklahoma \$	30-68 27-64	.441 .422	9-25 6-10	.360 .600	5-7 19-24	.714 .792	18/19/37 19/21/40	21 12	14 13	13 9	2 2	2 7	37 40	37 39	74 79
South Carolina State at Oklahoma	20-59 32-81	.339 .395	2-16 6-21	.125 .286	6-17 13-20	.353 .650	8/28/36 26/37/63	18 16	10 16	15 8	5 5	6 8	39 24	44 24	83 48
Oklahoma % at Cincinnati %	23-60 17-61	.383 .279	5-16 7-30	.313 .233	4-9 15-20	.444 .750	14/32/46 13/24/37	17 15	15 11	17 8	2 3	4 8	24 19	31 37	55 56
Northwestern State at Oklahoma	22-60 31-55	.367 .564	6-24 3-5	.250 .600	13-19 18-22	.684 .818	13/17/30 11/27/38	19 18	11 17	18 18	3 7	7 5	29 40	34 43	63 83
Oklahoma at Missouri (7)	18-54 32-54	.333 .593	3-11 12-21	.273 .571	10-10 11-14	1.000 .786	7/16/23 9/29/38	15 13	12 17	8 9	2 5	3 4	25 43	24 44	49 87
Kansas (14) at Oklahoma	29-58 19-50	.500 .380	4-19 3-9	.211 .333	10-14 20-28	.714 .714	13/21/34 15/19/34	23 13	17 10	13 17	4 3	14 7	33 34	39 27	72 61
Oklahoma at Oklahoma State	24-74 22-57	.324 .386	4-17 5-20	.235 .250	13-20 23-30	.650 .767	22/28/50 12/32/44	23 18	7 13	10 13	1 2	9 2	22 35	43 37	65 72
Kansas State (18) at Oklahoma	25-64 28-51	.391 .549	10-30 4-9	.333 .444	13-18 22-26	.722 .846	24/20/44 6/18/24	20 16	16 17	19 13	3 2	6 12	29 38	44 44	73 82
Texas Tech at Oklahoma	15-46 21-54	.326 .389	7-14 1-11	.500 .091	18-25 21-26	.720 .808	9/28/37 8/26/34	25 21	11 9	21 12	4 8	4 9	22 29	33 35	55 64
Oklahoma at Texas A&M	32-65 31-59	.492 .525	4-14 7-19	.286 .368	7-11 12-22	.636 .545	14/21/35 14/22/36	23 14	17 15	9 10	3 1	5 3	34 34	31 31	75* 81*
Baylor (6) at Oklahoma	27-50 27-58	.540 .466	9-18 3-12	.500 .250	14-17 8-11	.824 .727	10/21/31 12/15/27	11 14	14 14	12 8	4 2	4 5	35 30	42 35	77 65
Oklahoma at Kansas State (22)	22-55 21-51	.400 .412	4-9 3-17	.444 .176	15-20 15-18	.750 .833	10/19/29 11/22/33	21 20	16 11	14 20	3 3	12 4	34 28	29 32	63 60
Oklahoma at Kansas (8)	24-58 31-56	.414 .554	3-4 6-20	.750 .300	11-15 16-20	.733 .800	10/21/31 6/25/31	16 15	14 20	15 12	1 4	4 10	31 34	31 50	62 84
Iowa State at Oklahoma	25-53 27-63	.472 .429	15-30 5-14	.500 .357	12-15 11-13	.800 .846	4/25/29 12/26/38	14 15	19 16	9 10	3 2	6 4	38 36	39 34	77 70
Missouri (4) at Oklahoma	27-48 26-51	.563 .510	7-21 7-12	.333 .583	10-18 9-23	.556 .391	3/19/22 13/23/36	18 17	19 18	12 16	2 1	10 6	36 33	35 35	71 68
Oklahoma at Texas Tech															
Texas at Oklahoma															
Oklahoma at Iowa State															
Oklahoma State at Oklahoma															
Oklahoma at Baylor															
Oklahoma at Texas															
Texas A&M at Oklahoma															

Associated Press rankings in parentheses

76 Classic (Anaheim, Calif.)

\$ All-College Classic (Oklahoma City, Okla.)

% at U.S. Bank Arena

* overtime game

INDIVIDUAL HIGHS

OKLAHOMA HIGHS

Points	31, Steven Pledger vs. Houston (12/17)
Field Goals	11, Andrew Fitzgerald vs. Iowa State (2/4) 11, Steven Pledger vs. Kansas State (1/28)
Field Goal Attempts	19, Andrew Fitzgerald vs. Oral Roberts (12/8)
Field Goal Pct. (min. 6 made)	.900 (9-for-10), Andrew Fitzgerald vs. Kansas State (1/14)
3-Point Field Goals	5, Steven Pledger vs. Missouri (2/6)
3-Point Field Goal Attempts	11, Calvin Newell vs. Idaho State (11/11)
3-Point Field Goal Pct. (min. 4 made)	.800 (4-for-5), Steven Pledger vs. Houston (12/17)
Free Throws	8, Sam Grooms vs. Santa Clara (11/25)
Free Throw Attempts	12, Sam Grooms vs. Santa Clara (11/25)
Free Throw Pct.	1.000 (7-for-7), Steven Pledger vs. Houston (12/17)
Rebounds	18, Romero Osby vs. South Carolina State (12/21)
Assists	10, Sam Grooms vs. Missouri (2/6) 10, Sam Grooms vs. Washington State (11/24)
Turnovers	6, Steven Pledger vs. Cincinnati (12/29)
Blocked Shots	5, Romero Osby vs. Texas Tech (1/17)
Steals	5, Carl Blair vs. Oklahoma State (1/9)

OPPONENT HIGHS

Points	28, Travis Releford, Kansas (1/7)
Field Goals	9, Perry Jones III, Baylor (1/24) 9, Travis Releford, Kansas (1/7) 9, BJ Young, Arkansas (12/10) 9, Brian Conklin, Saint Louis (11/27)
Field Goal Attempts	19, Kevin Foster, Santa Clara (11/25)
Field Goal Pct. (min. 6 made)	1.000 (6-for-6), Ricardo Ratliffe, Missouri (2/6)
3-Point Field Goals	7, Evan Rocquemoire, Santa Clara (11/25)
3-Point Field Goal Attempts	12, Will Spradling, Kansas State (1/14)
3-Point Field Goal Pct. (min. 4 made)	.800 (4-for-5), Cody Ellis, Saint Louis (11/27)
Free Throws	9, Brian Williams, Oklahoma State (1/9)
Free Throw Attempts	11, Brian Williams, Oklahoma State (1/9)
Free Throw Pct.	1.000 (7-for-7), Jeff Withey, Kansas (2/1) 1.000 (7-for-7), Brian Conklin, Saint Louis (11/27)
Rebounds	17, Thomas Robinson, Kansas (2/1)
Assists	10, Evan Rocquemoire, Santa Clara (11/25)
Turnovers	7, Dylan Garrity, Sacramento State (12/2)
Blocked Shots	4, Omar Sanders, South Carolina State (12/21) 4, Hunter Mickelson, Arkansas (12/10)
Steals	3, nine players

OKLAHOMA'S TOP INDIVIDUAL PERFORMANCES

POINTS

31.....	Steven Pledger vs. Houston (12/17)
30.....	Steven Pledger vs. Kansas State (1/28)
27.....	Andrew Fitzgerald vs. Iowa State (2/4)
26.....	Steven Pledger vs. Santa Clara (11/25)
22.....	Steven Pledger vs. Missouri (2/6)
22.....	Steven Pledger vs. South Carolina State (12/21)
22.....	Steven Pledger vs. Arkansas (12/10)
20.....	Carl Blair vs. Oklahoma State (1/9)
21.....	Andrew Fitzgerald vs. Kansas State (1/14)
20.....	Steven Pledger vs. Coppin State (11/18)

REBOUNDS

18.....	Romero Osby vs. South Carolina State (12/21)
13.....	Andrew Fitzgerald vs. Santa Clara (11/25)
12.....	Romero Osby vs. Cincinnati (12/29)
12.....	C.J. Washington vs. South Carolina State (12/21)
11.....	Cameron Clark vs. Iowa State (2/4)
11.....	Romero Osby vs. Baylor (1/24)
10.....	Carl Blair vs. Oklahoma State (1/9)
10.....	Romero Osby vs. Oklahoma State (1/9)
10.....	Romero Osby vs. Houston (12/17)
10.....	Steven Pledger vs. Houston (12/17)
10.....	Romero Osby vs. Santa Clara (11/25)
10.....	Romero Osby vs. Coppin State (11/18)
10.....	Romero Osby vs. Idaho State (11/11)

ASSISTS

10.....	Sam Grooms vs. Missouri (2/6)
10.....	Sam Grooms vs. Washington State (11/24)
9.....	Sam Grooms vs. Iowa State (2/4)
9.....	Sam Grooms vs. Kansas State (1/14)
9.....	Sam Grooms vs. Cincinnati (12/29)

BLOCKED SHOTS

5.....	Romero Osby vs. Texas Tech (1/17)
3.....	C.J. Washington vs. Northwestern State (12/31)
3.....	Cameron Clark vs. Sacramento State (12/2)

STEALS

5.....	Carl Blair vs. Oklahoma State (1/9)
4.....	Carl Blair vs. Kansas State (1/28)

3-POINT FIELD GOALS

5.....	Steven Pledger vs. Missouri (2/6)
4.....	Steven Pledger vs. Iowa State (2/4)
4.....	Steven Pledger vs. Kansas State (1/28)
4.....	Steven Pledger vs. Texas A&M (1/21)
4.....	Steven Pledger vs. South Carolina State (12/21)
4.....	Steven Pledger vs. Houston (12/17)
4.....	Tyler Neal vs. Arkansas (12/10)
4.....	Steven Pledger vs. Santa Clara (11/25)
4.....	Calvin Newell vs. Washington State (11/24)
4.....	Calvin Newell vs. Idaho State (11/11)

MONDAY vs. MISSOURI

Official Basketball Box Score -- Game Totals -- Final Statistics

Missouri vs Oklahoma

02/06/12 6 p.m. CT at Norman, Okla. (Lloyd Noble Center)

Missouri 71 • 22-2, 9-2

##	Player		Total	3-Ptr	Rebounds										Min
			FG-FGA	FG-FGA	FT-FTA	Off	Def	Tot	PF	TP	A	TO	Blk	Stl	
10	Ratliffe, Ricardo	f	6-6	0-0	3-5	3	7	10	4	15	1	1	1	0	32
01	Pressey, Phil	g	2-3	0-0	1-2	0	1	1	4	5	7	3	0	2	28
03	Pressey, Matt	g	2-5	0-2	1-4	0	1	1	1	5	2	2	0	2	29
12	Denmon, Marcus	g	9-16	4-9	3-3	0	1	1	2	25	0	4	0	2	39
24	English, Kim	g	3-7	1-4	1-2	0	1	1	4	8	4	2	0	3	37
11	Dixon, Michael		5-11	2-6	1-2	0	1	1	3	13	5	0	0	1	24
32	Moore, Steve		0-0	0-0	0-0	0	3	3	0	0	0	0	1	0	11
Team						0	4	4							
Totals			27-48	7-21	10-18	3	19	22	18	71	19	12	2	10	200

FG % 1st Half: 14-26 53.8% 2nd half: 13-22 59.1% Game: 27-48 56.3%
 3FG % 1st Half: 4-13 30.8% 2nd half: 3-8 37.5% Game: 7-21 33.3%
 FT % 1st Half: 4-6 66.7% 2nd half: 6-12 50.0% Game: 10-18 55.6%

Deadball
Rebounds
3

Oklahoma 68 • 13-10, 3-8

##	Player		Total	3-Ptr	Rebounds									Min	
			FG-FGA	FG-FGA	FT-FTA	Off	Def	Tot	PF	TP	A	TO	Blk		Stl
04	Fitzgerald, Andrew	f	5-10	0-0	2-2	3	1	4	3	12	1	2	0	0	32
24	Osby, Romero	f	3-8	0-0	3-8	2	4	6	2	9	2	5	0	1	29
01	Grooms, Sam	g	7-9	0-0	3-7	0	2	2	3	17	10	2	0	1	38
02	Pledger, Steven	g	8-14	5-9	1-4	1	4	5	4	22	1	4	0	2	38
21	Clark, Cameron	g	0-1	0-1	0-2	1	0	1	1	0	0	1	1	1	18
05	Washington, C.J.		1-6	0-0	0-0	3	4	7	1	2	1	0	0	1	14
14	Blair, Carl		2-3	2-2	0-0	0	5	5	2	6	3	1	0	0	26
15	Neal, Tyler		0-0	0-0	0-0	0	1	1	1	0	0	1	0	0	2
32	Arent, Casey		0-0	0-0	0-0	0	0	0	0	0	0	0	0	0	3
Team						3	2	5							
Totals			26-51	7-12	9-23	13	23	36	17	68	18	16	1	6	200

FG % 1st Half: 15-28 53.6% 2nd half: 11-23 47.8% Game: 26-51 51.0%
 3FG % 1st Half: 3-4 75.0% 2nd half: 4-8 50.0% Game: 7-12 58.3%
 FT % 1st Half: 0-7 0.0% 2nd half: 9-16 56.3% Game: 9-23 39.1%

Deadball
Rebounds
7

Officials: Tom O'Neill, Kelly Self, Kipp Kissinger
 Technical fouls: Missouri-None. Oklahoma-None.
 Attendance: 7994
 Estimated Attendance: 5036

Score by periods	1st	2nd	Total
Missouri	36	35	71
Oklahoma	33	35	68

Points	In Paint	Off T/O	2nd Chance	Fast Break	Bench
MU	28	18	7	10	13
OU	12	16	12	0	8

Last FG - MU 2nd-00:57, OU 2nd-03:35.
 Largest lead - MU by 10 2nd-14:51, OU by 6 1st-05:33.

Score tied - 4 times.
 Lead changed - 5 times.

JAN. 17 vs. TEXAS TECH

Official Basketball Box Score -- Game Totals -- Final Statistics

Texas Tech vs Oklahoma

01/17/12 7 p.m. CT at Norman, Okla. (Lloyd Noble Center)

Texas Tech 55 • 7-10, 0-5

#	Player		Total	3-Ptr	Rebounds					PF	TP	A	TO	Blk	Stl	Min
			FG-FGA	FG-FGA	FT-FTA	Off	Def	Tot								
15	Lewandowski, Robert	f	2-5	0-0	2-2	1	2	3	3	6	1	4	1	0		27
32	Tolbert, Jordan	f	1-10	0-0	3-6	5	5	10	5	5	2	5	1	0		29
02	Petteway, Terran	g	2-8	2-4	1-4	0	5	5	1	7	3	4	1	2		31
03	Minnis, DeShon	g	0-1	0-0	0-0	0	0	0	2	0	0	0	0	0		7
04	Nurse, Ty	g	1-4	1-4	2-2	0	4	4	4	5	4	1	0	1		40
05	Willis, Javarez		5-9	4-6	2-2	1	0	1	2	16	0	5	0	0		34
13	Adams, Luke		0-0	0-0	0-0	0	0	0	1	0	0	0	0	0		1
30	Crockett, Jaye		4-8	0-0	6-7	2	8	10	3	14	1	1	1	0		21
35	Lammert, Clark		0-1	0-0	2-2	0	1	1	4	2	0	0	0	1		10
Team						0	3	3			1					
Totals			15-46	7-14	18-25	9	28	37	25	55	11	21	4	4		200

FG % 1st Half: 7-19 36.8% 2nd half: 8-27 29.6% Game: 15-46 32.6%
 3FG % 1st Half: 3-7 42.9% 2nd half: 4-7 57.1% Game: 7-14 50.0%
 FT % 1st Half: 5-6 83.3% 2nd half: 13-19 68.4% Game: 18-25 72.0%

Deadball
Rebounds
3

Oklahoma 64 • 12-5, 2-3

#	Player		Total	3-Ptr	Rebounds					PF	TP	A	TO	Blk	Stl	Min
			FG-FGA	FG-FGA	FT-FTA	Off	Def	Tot								
04	Fitzgerald, Andrew	f	5-11	0-0	3-4	1	3	4	5	13	1	2	0	0		29
24	Osby, Romero	f	4-7	0-0	7-8	2	6	8	3	15	0	1	5	1		32
01	Grooms, Sam	g	2-8	0-1	3-4	0	4	4	4	7	4	1	1	1		35
02	Pledger, Steven	g	6-13	1-6	4-4	1	2	3	2	17	0	3	1	1		32
14	Blair, Carl	g	0-3	0-3	0-0	0	2	2	1	0	4	2	0	2		22
05	Washington, C.J.		0-1	0-0	0-0	2	2	4	1	0	0	1	1	1		10
15	Neal, Tyler		1-2	0-1	0-0	0	0	0	0	2	0	1	0	0		8
21	Clark, Cameron		3-9	0-0	4-6	0	3	3	0	10	0	1	0	2		23
31	Honore, Barry		0-0	0-0	0-0	0	0	0	1	0	0	0	0	0		3
32	Arent, Casey		0-0	0-0	0-0	0	1	1	4	0	0	0	0	1		6
Team						2	3	5								
Totals			21-54	1-11	21-26	8	26	34	21	64	9	12	8	9		200

FG % 1st Half: 11-30 36.7% 2nd half: 10-24 41.7% Game: 21-54 38.9%
 3FG % 1st Half: 0-5 0.0% 2nd half: 1-6 16.7% Game: 1-11 9.1%
 FT % 1st Half: 7-7 100.0% 2nd half: 14-19 73.7% Game: 21-26 80.8%

Deadball
Rebounds
2

Officials: John Higgins, Mike Stuart, Randy Heimerman

Technical fouls: Texas Tech-None. Oklahoma-None.

Attendance: 7786

Estimated attendance: 5276

Score by periods	1st	2nd	Total
Texas Tech	22	33	55
Oklahoma	29	35	64

Points	In Paint	Off T/O	2nd Chance	Fast Break	Bench
TTU	8	7	6	0	32
OU	26	22	7	6	12

Last FG - TTU 2nd-00:58, OU 2nd-01:30.

Largest lead - TTU by 4 1st-14:00, OU by 9 2nd-18:07.

Score tied - 4 times.

Lead changed - 7 times.



1 SAM GROOMS

6-1, 203, JUNIOR, GUARD
GREENSBORO, N.C.
(CHIPOLA JUNIOR COLLEGE [FLA.])

PTS	REB	AST	MIN
6.5	3.0	5.9	31.3

GROOMS GAME BY GAME IN 2011-12

Date	Opponent	MIN	FG	3FG	FT	O-D-T	PF	A	TO	B	S	TP
N11	Idaho State	*37	2-10	0-2	7-8	3-3-6	3	8	2	0	2	11
N18	Coppin State	*23	1-6	0-3	2-4	2-2-4	2	1	3	0	0	4
N24	vs. Washington State	*33	3-6	1-1	2-4	1-0-1	2	10	1	0	1	9
N25	vs. Santa Clara	*27	2-6	0-3	8-12	0-5-5	1	6	1	0	0	12
N27	vs. Saint Louis	*24	0-1	0-0	0-0	0-2-2	4	1	2	0	0	0
D2	Sacramento State	*28	3-5	2-2	1-2	0-4-4	0	4	1	0	3	9
D8	Oral Roberts	*29	0-3	0-1	2-2	0-4-4	2	5	4	0	2	2
D10	Arkansas	*34	2-5	1-2	1-2	0-3-3	0	3	3	0	1	6
D17	vs. Houston	*38	3-8	1-1	3-4	0-2-2	0	8	0	0	0	10
D21	South Carolina State	*18	2-6	1-5	2-2	0-3-3	3	6	1	0	1	7
D29	at Cincinnati	*32	3-10	0-2	0-1	1-4-5	2	9	5	0	1	6
D31	Northwestern State	*23	5-7	0-0	1-1	0-3-3	1	4	3	0	1	11
J3	at Missouri (7)	*29	2-6	0-2	0-0	0-1-1	3	7	2	0	1	4
J7	Kansas (14)	*32	2-4	0-0	0-2	1-1-2	1	5	1	0	1	4
J9	at Oklahoma State	*24	1-7	0-2	0-0	1-1-2	1	0	3	0	0	2
J14	Kansas State (18)	*36	1-4	0-0	2-2	1-2-3	3	9	3	1	2	4
J17	Texas Tech	*35	2-8	0-1	3-4	0-4-4	4	4	1	1	1	7
J21	at Texas A&M	*44	4-10	0-0	1-2	1-2-3	2	7	1	0	0	9
J24	Baylor (6)	*35	3-6	0-1	1-2	0-0-0	3	7	0	0	0	7
J28	at Kansas State (22)	*37	1-8	0-1	2-2	1-3-4	1	7	1	0	3	4
F1	at Kansas (8)	*30	0-3	0-1	1-2	0-2-2	0	6	2	0	1	1
F4	Iowa State	*34	2-7	0-0	0-0	1-3-4	0	9	2	0	1	4
F6	Missouri (4)	*38	7-9	0-0	3-7	0-2-2	3	10	2	0	1	17
F11	at Texas Tech											
F14	Texas											
F18	at Iowa State											
F22	Oklahoma State											
F25	at Baylor											
F29	at Texas											
M3	Texas A&M											

* Starter

GROOMS' CAREER HIGHS

Points	17 vs. Missouri (2/6/12)
Field Goals	7 vs. Missouri (2/6/12)
Field Goal Attempts	10 (twice)
3-Point Field Goals	2 vs. Sacramento State (12/2/11)
3-Point Field Goal Attempts	3 (twice)
Free Throws Made	8 vs. Santa Clara (11/25/11)
Free Throw Attempts	12 vs. Santa Clara (11/25/11)
Rebounds	6 vs. Idaho State (11/11/11)
Assists	10 (twice)
Blocked Shots	1 (twice)
Steals	3 vs. Sacramento State (12/2/11)
Minutes Played	44 vs. Texas A&M (1/21/11)



2 STEVEN PLEDGER

6-4, 222, JUNIOR, GUARD
CHESAPEAKE, VA.
(ATLANTIC SHORES CHRISTIAN SCHOOL)

PTS	REB	3FG%	MIN
17.8	4.0	.456	32.7

PLEDGER GAME BY GAME IN 2011-12

Date	Opponent	MIN	FG	3FG	FT	O-D-T	PF	A	TO	B	S	TP
N11	Idaho State											DNP
N18	Coppin State	*20	8-14	3-8	1-1	1-1-2	3	3	0	0	0	20
N24	vs. Washington State	*25	4-8	3-6	3-3	1-1-2	3	0	1	0	3	14
N25	vs. Santa Clara	*31	10-15	4-8	2-4	3-4-7	1	0	1	0	0	26
N27	vs. Saint Louis	*35	4-13	1-4	2-3	0-3-3	4	2	2	0	1	11
D2	Sacramento State	*21	4-5	3-3	4-4	1-0-1	3	5	0	0	3	15
D8	Oral Roberts	*31	6-11	0-2	5-5	1-2-3	1	3	2	0	2	17
D10	Arkansas	*36	9-12	3-5	1-3	2-1-3	2	2	5	0	2	22
D17	vs. Houston	*37	10-13	4-5	7-7	4-6-10	1	0	1	0	2	31
D21	South Carolina State	*30	6-15	4-10	6-6	2-3-5	1	1	0	1	0	22
D29	at Cincinnati	*38	4-12	3-8	0-0	3-3-6	3	1	6	0	0	11
D31	Northwestern State	*33	6-11	3-5	3-4	1-1-2	0	5	2	1	0	18
J3	at Missouri (7)	*34	3-10	3-6	2-2	2-2-4	2	0	1	1	1	11
J7	Kansas (14)	*34	4-12	2-7	4-4	1-3-4	4	0	3	0	2	14
J9	at Oklahoma State	*37	3-13	1-5	2-2	0-3-3	5	1	0	0	0	9
J14	Kansas State (18)	*35	5-13	2-3	6-6	1-5-6	0	2	1	0	0	18
J17	Texas Tech	*32	6-13	1-6	4-4	1-2-3	2	0	3	1	1	17
J21	at Texas A&M	*37	5-15	4-10	2-2	0-4-4	3	3	0	0	2	16
J24	Baylor (6)	*34	7-15	3-9	0-0	3-3-6	1	4	4	0	0	17
J28	at Kansas State (22)	*33	11-17	4-7	4-4	1-4-5	4	1	3	0	1	30
F1	at Kansas (8)	*37	6-13	2-2	3-4	0-2-2	1	1	2	0	1	17
F4	Iowa State	*32	5-14	4-8	0-0	0-2-2	2	0	1	0	0	14
F6	Missouri (4)	*38	8-14	5-9	1-4	1-4-5	4	1	4	0	2	22
F11	at Texas Tech											
F14	Texas											
F18	at Iowa State											
F22	Oklahoma State											
F25	at Baylor											
F29	at Texas											
M3	Texas A&M											

* Starter

PLEDGER'S CAREER HIGHS

Points	38 vs. Iowa State (1/29/11)
Field Goals	12 vs. Iowa State (1/29/11)
Field Goal Attempts	20 vs. Iowa State (1/29/11)
3-Point Field Goals	7 vs. Iowa State (1/29/11)
3-Point Field Goal Attempts	14 vs. Houston (11/26/09)
Free Throws Made	7 vs. Iowa State (1/29/11)
Free Throw Attempts	8 (twice)
Rebounds	10 vs. Houston (12/17/11)
Assists	6 (twice)
Blocked Shots	2 (twice)
Steals	3 (six times)
Minutes Played	44 vs. Iowa State (1/29/11)



3 T.J. FRANKLIN

5-11, 175, SENIOR, GUARD
FORT WORTH, TEXAS
(NORTH CROWLEY HS)

PTS	REB	AST	MIN
0.4	0.4	0.3	2.8

FRANKLIN GAME BY GAME IN 2011-12

Date	Opponent	MIN	FG	3FG	FT	O-D-T	PF	A	TO	B	S	TP
N11	Idaho State	+0	0-0	0-0	0-0	0-0-0	0	0	0	0	0	0
N18	Coppin State	7	0-0	0-0	0-0	0-0-0	2	0	1	0	1	0
N24	vs. Washington State	1	0-1	0-0	0-0	0-1-1	0	0	0	0	0	0
N25	vs. Santa Clara					DNP						
N27	vs. Saint Louis					DNP						
D2	Sacramento State	9	1-3	0-2	0-0	0-0-0	0	1	1	0	1	2
D8	Oral Roberts	0+	0-0	0-0	0-0	0-0-0	0	0	0	0	0	0
D10	Arkansas	1	0-0	0-0	0-0	0-1-1	0	0	0	0	0	0
D17	vs. Houston					DNP						
D21	South Carolina State	6	0-2	0-0	0-0	1-0-1	1	1	1	0	0	0
D29	at Cincinnati					DNP						
D31	Northwestern State	1	0-1	0-0	0-0	0-0-0	0	0	1	0	0	0
J3	at Missouri (7)	2	0-1	0-0	0-0	0-1-0	0	0	0	0	0	0
J7	Kansas (14)	2	0-0	0-0	0-0	0-0-0	0	0	0	0	0	0
J9	at Oklahoma State					DNP						
J14	Kansas State (18)					DNP						
J17	Texas Tech					DNP						
J21	at Texas A&M					DNP						
J24	Baylor (6)					DNP						
J28	at Kansas State (22)					DNP						
F1	at Kansas (8)	2	1-1	0-0	0-0	0-0-0	0	1	0	0	0	2
F4	Iowa State					DNP						
F6	Missouri (4)					DNP						
F11	at Texas Tech											
F14	Texas											
F18	at Iowa State											
F22	Oklahoma State											
F25	at Baylor											
F29	at Texas											
M3	Texas A&M											

* Starter

FRANKLIN'S CAREER HIGHS

Points	3 vs. Texas Southern (11/18/10)
Field Goals	1 (three times)
Field Goal Attempts	3 vs. Sacramento State (12/2/11)
3-Point Field Goals	None
3-Point Field Goal Attempts	2 vs. Sacramento State (12/2/11)
Free Throws Made	2 vs. Mount St. Mary's (11/14/09)
Free Throw Attempts	4 (twice)
Rebounds	2 (twice)
Assists	2 (three times)
Blocked Shots	None
Steals	1 (twice)
Minutes Played	9 vs. Sacramento State (12/2/11)



4 ANDREW FITZGERALD

6-8, 247, JUNIOR, FORWARD
BALTIMORE, MD.
(BREWSTER ACADEMY [N.H.])

PTS	REB	FG%	MIN
13.4	5.0	.494	27.6

FITZGERALD GAME BY GAME IN 2011-12

Date	Opponent	MIN	FG	3FG	FT	O-D-T	PF	A	TO	B	S	TP
N11	Idaho State	*23	2-7	0-0	3-3	0-1-1	3	0	0	2	0	7
N18	Coppin State	*19	4-11	0-0	2-2	5-3-8	2	0	1	0	1	10
N24	vs. Washington State	*30	4-9	0-0	1-4	2-5-7	2	0	2	1	0	9
N25	vs. Santa Clara	*30	4-7	0-0	4-4	5-8-13	3	0	0	2	0	12
N27	vs. Saint Louis	*17	2-6	0-0	0-0	0-2-2	4	0	1	0	1	4
D2	Sacramento State	*22	6-8	0-0	1-2	1-3-4	2	1	1	0	3	13
D8	Oral Roberts	*31	8-17	0-0	0-0	1-2-3	3	0	1	1	1	16
D10	Arkansas	*23	7-11	0-0	3-4	4-4-8	4	0	1	1	0	17
D17	vs. Houston	*35	4-16	0-0	2-4	5-1-6	2	2	1	0	1	10
D21	South Carolina State	*22	8-11	0-0	1-2	1-1-2	2	0	0	0	0	17
D29	at Cincinnati	*29	7-13	0-0	4-7	5-4-9	2	1	1	2	1	18
D31	Northwestern State	*17	5-9	0-0	4-4	1-0-1	4	0	2	0	0	14
J3	at Missouri (7)	*32	8-15	0-0	2-2	1-5-6	2	0	2	0	0	18
J7	Kansas (14)	*26	5-16	0-0	1-2	4-3-7	4	1	2	0	1	11
J9	at Oklahoma State	*25	4-10	0-0	4-6	5-4-9	4	0	0	0	0	12
J14	Kansas State (18)	*35	9-10	0-0	3-4	2-1-3	4	0	2	1	2	21
J17	Texas Tech	*29	5-11	0-0	3-4	1-3-4	5	1	2	0	0	13
J21	at Texas A&M	*37	8-14	0-0	1-1	4-3-7	2	0	1	1	1	17
J24	Baylor (6)	*35	6-14	0-0	1-2	2-1-3	2	0	0	0	2	13
J28	at Kansas State (22)	*26	1-7	0-0	1-2	0-1-1	5	2	2	0	1	3
F1	at Kansas (8)	*22	7-12	0-0	0-0	3-0-3	4	0	4	0	0	14
F4	Iowa State	*37	11-19	0-0	5-5	2-1-3	3	2	1	1	0	27
F6	Missouri (4)	*32	5-10	0-0	2-2	3-1-4	3	1	2	0	0	12
F11	at Texas Tech											
F14	Texas											
F18	at Iowa State											
F22	Oklahoma State											
F25	at Baylor											
F29	at Texas											
M3	Texas A&M											

* Starter

FITZGERALD'S CAREER HIGHS

Points	27 vs. Iowa State (2/4/12)
Field Goals	11 vs. Iowa State (2/4/12)
Field Goal Attempts	19 vs. Iowa State (2/4/12)
3-Point Field Goals	None
3-Point Field Goal Attempts	None
Free Throws Made	6 (five times)
Free Throw Attempts	8 vs. Texas A&M (3/6/10)
Rebounds	13 (twice)
Assists	3 vs. Baylor (2/27/10)
Blocked Shots	3 vs. Texas Tech (1/18/11)
Steals	5 vs. North Carolina Central (11/15/10)
Minutes Played	39 (twice)



5 C.J. WASHINGTON

6-7, 230, SENIOR, FORWARD
STRINGTOWN, OKLA.
(CONNORS STATE COLLEGE)

PTS	REB	AST	MIN
2.2	3.5	0.3	10.8


WASHINGTON GAME BY GAME IN 2011-12

Date	Opponent	MIN	FG	3FG	FT	O-D-T	PF	A	TO	B	S	TP
N11	Idaho State					DNP						
N18	Coppin State	18	3-4	0-0	0-0	3-5-8	2	3	1	0	0	6
N24	vs. Washington State	3	0-2	0-0	0-0	1-1-2	0	0	0	0	0	0
N25	vs. Santa Clara	8	0-1	0-0	0-0	0-4-4	0	0	0	1	0	0
N27	vs. Saint Louis	10	1-2	0-0	0-0	0-2-2	0	0	0	0	0	2
D2	Sacramento State	17	1-1	0-0	0-0	0-1-1	2	1	1	2	0	2
D8	Oral Roberts	17	3-4	0-0	2-2	3-3-6	2	1	0	0	0	8
D10	Arkansas	3	0-2	0-0	0-0	0-2-2	0	0	1	0	0	0
D17	vs. Houston	4	0-0	0-0	0-0	0-0-0	0	0	0	0	0	0
D21	South Carolina State	13	2-6	0-0	1-2	7-5-12	2	0	0	0	0	5
D29	at Cincinnati	6	0-0	0-0	0-0	0-2-2	0	0	0	0	0	0
D31	Northwestern State	14	4-5	0-0	0-0	2-3-5	0	0	0	3	3	8
J3	at Missouri (7)	8	0-1	0-0	0-0	0-2-2	2	0	0	0	0	0
J7	Kansas (14)	17	1-2	0-0	0-2	2-0-2	1	0	1	1	0	2
J9	at Oklahoma State	2	0-1	0-0	0-0	0-0-0	0	0	0	0	0	0
J14	Kansas State (18)	11	1-1	0-0	0-0	0-0-0	2	0	0	0	1	2
J17	Texas Tech	10	0-1	0-0	0-0	2-2-4	1	0	1	1	1	0
J21	at Texas A&M	11	2-2	0-0	0-0	2-2-4	3	0	0	1	1	4
J24	Baylor (6)	6	1-1	0-0	0-0	1-1-2	1	1	0	0	0	2
J28	at Kansas State (22)	17	2-3	0-0	0-0	1-2-3	4	0	0	0	0	4
F1	at Kansas (8)	19	0-1	0-0	1-2	1-5-6	4	0	0	0	1	1
F4	Iowa State	10	0-0	0-0	0-0	1-2-3	1	0	0	0	0	0
F6	Missouri (4)	14	1-6	0-0	0-0	3-4-7	1	1	0	0	1	2
F11	at Texas Tech											
F14	Texas											
F18	at Iowa State											
F22	Oklahoma State											
F25	at Baylor											
F29	at Texas											
M3	Texas A&M											

* Starter

WASHINGTON'S CAREER HIGHS

Points	9 (twice)
Field Goals	4 (twice)
Field Goal Attempts	6 (three times)
3-Point Field Goals	None
3-Point Field Goal Attempts	None
Free Throws Made	4 (twice)
Free Throw Attempts	6 vs. Sacramento State (12/21/10)
Rebounds	12 vs. South Carolina State (12/21/11)
Assists	3 vs. Coppin State (11/18/11)
Blocked Shots	3 (twice)
Steals	3 vs. Northwestern State (12/31/11)
Minutes Played	25 vs. Texas Tech (3/2/11)



13 JAMES FRASCHILLA

5-10, 142, FRESHMAN, GUARD
DALLAS, TEXAS
(HIGHLAND PARK HS)

PTS	REB	AST	MIN
0.3	0.1	0.0	1.3

FRASCHILLA GAME BY GAME IN 2011-12

Date	Opponent	MIN	FG	3FG	FT	O-D-T	PF	A	TO	B	S	TP
N11	Idaho State					DNP						
N18	Coppin State	2	0-0	0-0	0-0	0-0-0	1	0	0	0	0	0
N24	vs. Washington State					DNP						
N25	vs. Santa Clara					DNP						
N27	vs. Saint Louis					DNP						
D2	Sacramento State					DNP						
D8	Oral Roberts	0+	0-0	0-0	0-0	0-0-0	0	0	0	0	0	0
D10	Arkansas	1	0-0	0-0	0-0	0-0-0	0	0	0	0	0	0
D17	vs. Houston					DNP						
D21	South Carolina State	2	1-2	0-0	0-0	1-0-1	1	0	0	0	0	2
D29	at Cincinnati					DNP						
D31	Northwestern State	1	0-0	0-0	0-0	0-0-0	0	0	0	0	0	0
J3	at Missouri (7)	2	0-0	0-0	0-0	0-0-0	0	0	0	0	0	0
J7	Kansas (14)	1	0-0	0-0	0-0	0-0-0	0	0	0	0	0	0
J9	at Oklahoma State					DNP						
J14	Kansas State (18)					DNP						
J17	Texas Tech					DNP						
J21	at Texas A&M					DNP						
J24	Baylor (6)					DNP						
J28	at Kansas State (22)					DNP						
F1	at Kansas (8)	2	0-0	0-0	0-0	0-0-0	0	0	0	0	0	0
F4	Iowa State					DNP						
F6	Missouri (4)					DNP						
F11	at Texas Tech											
F14	Texas											
F18	at Iowa State											
F22	Oklahoma State											
F25	at Baylor											
F29	at Texas											
M3	Texas A&M											

* Starter

FRASCHILLA'S CAREER HIGHS

Points	2 vs. South Carolina State (12/21/11)
Field Goals	1 vs. South Carolina State (12/21/11)
Field Goal Attempts	2 vs. South Carolina State (12/21/11)
3-Point Field Goals	None
3-Point Field Goal Attempts	None
Free Throws Made	None
Free Throw Attempts	None
Rebounds	1 vs. South Carolina State (12/21/11)
Assists	None
Blocked Shots	None
Steals	None
Minutes Played	2 (four times)



14 CARL BLAIR

6-2, 205, JUNIOR, GUARD
HOUSTON, TEXAS
(UNIVERSITY OF NEW ORLEANS)

PTS	REB	AST	MIN
3.8	2.3	2.9	16.7

BLAIR GAME BY GAME IN 2011-12


Date	Opponent	MIN	FG	3FG	FT	O-D-T	PF	A	TO	B	S	TP
N11	Idaho State	*27	3-7	3-6	3-6	0-6-6	4	5	2	0	0	12
N18	Coppin State	12	2-3	2-3	0-0	0-0-0	3	4	4	0	1	6
N24	vs. Washington State	6	0-1	0-1	0-0	0-0-0	1	0	3	0	0	0
N25	vs. Santa Clara	13	0-1	0-0	2-2	0-0-0	2	2	3	0	1	2
N27	vs. Saint Louis	17	1-4	1-2	0-0	0-1-1	0	1	4	0	2	3
D2	Sacramento State	17	1-3	1-3	2-2	3-2-5	0	3	1	0	1	5
D8	Oral Roberts	13	1-1	0-0	0-1	0-0-0	1	3	2	0	0	2
D10	Arkansas	14	0-1	0-0	3-4	0-2-2	1	2	1	0	2	3
D17	vs. Houston	13	0-1	0-0	0-0	1-1-2	1	2	1	0	1	0
D21	South Carolina State	19	1-4	1-3	0-0	1-1-2	2	5	2	0	1	3
D29	at Cincinnati	13	0-0	0-0	0-0	0-1-1	2	1	2	0	2	0
D31	Northwestern State	17	0-1	0-0	2-3	0-2-2	3	6	3	1	1	2
J3	at Missouri (7)	11	0-1	0-1	2-2	0-0-0	2	1	2	0	0	0
J7	Kansas (14)	12	2-3	1-1	6-6	0-0-0	1	3	1	0	2	11
J9	at Oklahoma State	30	6-16	2-7	6-7	3-7-10	3	2	4	0	5	20
J14	Kansas State (18)	*30	1-8	1-4	2-4	0-3-3	2	5	0	0	3	5
J17	Texas Tech	*22	0-3	0-3	0-0	0-2-2	1	4	2	0	2	0
J21	at Texas A&M	*10	0-2	0-2	0-0	1-2-3	3	3	2	0	1	0
J24	Baylor (6)	9	1-1	0-0	0-0	0-1-1	1	1	2	0	1	2
J28	at Kansas State (22)	20	0-2	0-1	2-2	0-2-2	2	5	1	1	4	2
F1	at Kansas (8)	15	0-2	0-0	0-0	1-2-3	0	3	2	0	1	0
F4	Iowa State	18	1-4	0-3	0-0	1-3-4	3	3	1	0	0	2
F6	Missouri (4)	26	2-3	2-2	0-0	0-5-5	2	3	1	0	0	6
F11	at Texas Tech											
F14	Texas											
F18	at Iowa State											
F22	Oklahoma State											
F25	at Baylor											
F29	at Texas											
M3	Texas A&M											

* Starter

BLAIR'S CAREER HIGHS

Points23 vs. Arkansas State (2/6/10*)
Field Goals6 (five times)
Field Goal Attempts16 vs. Oklahoma State (1/9/12)
3-Point Field Goals3 (twice)
3-Point Field Goal Attempts7 (four times)
Free Throws Made9 (four times)
Free Throw Attempts13 vs. Colorado (1/22/11)
Rebounds11 vs. Florida International (1/2/10)
Assists11 (twice)
Blocked Shots1 (four times)
Steals5 vs. Oklahoma State (1/9/12)
Minutes Played40 (twice*)

* At University of New Orleans



15 TYLER NEAL

6-7, 227, SOPHOMORE, FORWARD
OKLAHOMA CITY, OKLA.
(PUTNAM CITY WEST HS)

PTS	REB	3FG%	MIN
4.0	2.5	.348	13.1

NEAL GAME BY GAME IN 2011-12

Date	Opponent	MIN	FG	3FG	FT	O-D-T	PF	A	TO	B	S	TP
N11	Idaho State	15	2-3	0-0	0-0	4-3-7	1	1	2	0	1	4
N18	Coppin State	18	3-8	3-6	0-0	1-2-3	3	1	1	0	0	9
N24	vs. Washington State	13	0-1	0-1	2-2	0-3-3	2	0	0	1	0	2
N25	vs. Santa Clara	8	1-2	1-2	0-0	0-2-2	2	0	0	0	0	3
N27	vs. Saint Louis	16	1-2	1-2	4-4	1-0-1	1	0	0	0	1	7
D2	Sacramento State	19	3-7	2-5	0-0	0-3-3	1	1	2	0	0	8
D8	Oral Roberts	19	1-1	1-1	2-2	0-3-3	1	1	2	0	2	5
D10	Arkansas	28	5-9	4-8	4-4	0-5-5	3	4	1	0	0	18
D17	vs. Houston	23	2-4	1-3	4-5	2-4-6	3	1	1	0	2	9
D21	South Carolina State	17	1-7	0-3	1-2	0-2-2	1	1	1	0	2	3
D29	at Cincinnati	21	3-8	2-6	0-1	1-4-5	5	0	1	0	0	8
D31	Northwestern State	14	1-1	0-0	0-0	0-1-1	2	0	3	0	0	2
J3	at Missouri (7)	14	0-3	0-1	0-0	0-0-0	2	1	2	0	0	0
J7	Kansas (14)	9	0-1	0-1	1-2	0-0-0	0	0	1	1	1	1
J9	at Oklahoma State	21	0-3	0-2	0-0	5-2-7	3	0	1	0	2	0
J14	Kansas State (18)	6	1-1	1-1	1-2	0-0-0	1	1	2	0	0	4
J17	Texas Tech	8	1-2	0-1	0-0	0-0-0	0	0	1	0	0	2
J21	at Texas A&M	8	0-2	0-2	0-0	0-1-1	0	0	1	0	0	0
J24	Baylor (6)	7	0-0	0-0	0-0	0-0-0	0	1	0	0	0	0
J28	at Kansas State (22)	2	0-0	0-0	0-0	0-1-0	0	0	2	0	0	0
F1	at Kansas (8)	7	2-3	0-0	0-0	0-1-1	0	1	0	0	0	4
F4	Iowa State	7	1-2	0-1	0-0	1-4-5	0	1	0	0	0	2
F6	Missouri (4)	2	0-0	0-0	0-0	0-1-1	1	0	1	0	0	0
F11	at Texas Tech											
F14	Texas											
F18	at Iowa State											
F22	Oklahoma State											
F25	at Baylor											
F29	at Texas											
M3	Texas A&M											

* Starter

NEAL'S CAREER HIGHS

Points18 vs. Arkansas (12/10/12)
Field Goals5 vs. Arkansas (12/10/12)
Field Goal Attempts9 vs. Arkansas (12/10/12)
3-Point Field Goals4 vs. Arkansas (12/10/12)
3-Point Field Goal Attempts8 vs. Arkansas (12/10/12)
Free Throws Made6 vs. Virginia (11/23/10)
Free Throw Attempts6 (three times)
Rebounds7 (three times)
Assists4 vs. Arkansas (12/10/12)
Blocked Shots1 (four times)
Steals2 (four times)
Minutes Played28 (twice)



21 CAMERON CLARK

6-6, 198, SOPHOMORE, GUARD
SHERMAN, TEXAS
(SHERMAN HS)

PTS	REB	AST	MIN
7.7	3.9	1.3	25.1

CLARK GAME BY GAME IN 2011-12

Date	Opponent	MIN	FG	3FG	FT	O-D-T	PF	A	TO	B	S	TP
N11	Idaho State	*22	1-10	0-3	0-2	1-2-3	2	0	1	0	2	2
N18	Coppin State	*20	2-8	0-0	0-0	1-3-4	1	4	1	2	1	4
N24	vs. Washington State	*29	5-9	0-1	1-3	1-1-2	2	1	2	0	1	11
N25	vs. Santa Clara	*26	3-10	0-0	5-6	2-0-2	3	1	2	0	0	11
N27	vs. Saint Louis	*28	7-13	0-0	0-2	3-3-6	3	1	2	1	0	14
D2	Sacramento State	*26	7-12	3-5	1-2	0-3-3	1	3	0	3	2	18
D8	Oral Roberts	*30	5-8	2-2	4-6	1-7-8	2	2	2	0	0	16
D10	Arkansas	*13	0-3	0-1	0-0	0-1-1	2	3	1	0	0	0
D17	vs. Houston	*26	6-11	0-1	2-2	0-2-2	3	0	4	0	0	14
D21	South Carolina State	*26	4-10	0-0	0-0	1-1-2	0	1	1	2	1	8
D29	at Cincinnati	*21	0-7	0-0	0-0	0-2-2	2	3	1	0	0	0
D31	Northwestern State	*30	1-5	0-0	2-2	1-8-9	3	0	3	0	0	4
J3	at Missouri (7)	*28	2-7	0-0	4-4	1-0-1	0	3	0	0	0	8
J7	Kansas (14)	*30	2-4	0-0	5-5	0-5-5	1	1	2	0	0	9
J9	at Oklahoma State	*14	2-7	0-0	0-0	1-6-7	4	3	0	0	1	4
J14	Kansas State (18)	14	4-6	0-0	2-2	0-3-3	0	0	2	0	2	10
J17	Texas Tech	23	3-9	0-0	4-6	0-3-3	0	0	1	0	2	10
J21	at Texas A&M	35	3-8	0-0	1-2	0-3-3	4	2	2	0	0	7
J24	Baylor (6)	*32	4-10	0-1	0-0	0-1-1	4	0	1	0	1	8
J28	at Kansas State (22)	*28	5-9	0-0	1-3	3-3-6	1	1	2	0	1	11
F1	at Kansas (8)	*30	2-6	0-0	0-0	1-4-5	3	0	2	0	0	4
F4	Iowa State	*29	1-8	0-1	2-4	4-7-11	3	0	4	1	2	4
F6	Missouri (4)	*18	0-1	0-1	0-2	1-0-1	1	0	1	1	1	0
F11	at Texas Tech											
F14	Texas											
F18	at Iowa State											
F22	Oklahoma State											
F25	at Baylor											
F29	at Texas											
M3	Texas A&M											

* Starter

CLARK'S CAREER HIGHS

Points	26 vs. Central Arkansas (12/30/10)
Field Goals	11 (twice)
Field Goal Attempts	19 vs. Baylor (2/2/11)
3-Point Field Goals	4 vs. Central Arkansas (12/30/10)
3-Point Field Goal Attempts	7 vs. Baylor (2/2/11)
Free Throws Made	6 vs. Oklahoma State (3/5/11)
Free Throw Attempts	7 vs. Oklahoma State (3/5/11)
Rebounds	11 vs. Coppin State (11/12/10)
Assists	4 (twice)
Blocked Shots	3 vs. Sacramento State (12/2/11)
Steals	3 vs. Oral Roberts (12/11/10)
Minutes Played	44 vs. Iowa State (1/29/11)



24 ROMERO OSBY

6-8, 232, JUNIOR, FORWARD
MERIDIAN, MISS.
(MISSISSIPPI STATE UNIVERSITY)

PTS	REB	FG%	MIN
12.3	7.7	.481	30.0

OSBY GAME BY GAME IN 2011-12

Date	Opponent	MIN	FG	3FG	FT	O-D-T	PF	A	TO	B	S	TP
N11	Idaho State	*31	5-9	1-1	6-7	6-4-10	3	4	2	2	1	17
N18	Coppin State	*22	4-8	0-0	3-4	4-6-10	0	0	0	1	1	11
N24	vs. Washington State	*26	3-7	1-2	2-2	2-4-6	2	0	0	0	0	9
N25	vs. Santa Clara	*32	3-8	0-1	3-4	3-7-10	2	1	3	1	0	9
N27	vs. Saint Louis	*24	6-13	0-1	2-4	4-2-6	3	0	1	0	0	14
D2	Sacramento State	*23	4-5	0-0	0-0	2-2-4	0	3	1	0	1	8
D8	Oral Roberts	*21	3-4	0-1	1-2	4-3-7	5	0	1	2	0	7
D10	Arkansas	*32	2-5	0-0	6-6	2-5-7	0	2	2	2	0	10
D17	vs. Houston	*19	2-11	0-0	1-2	5-5-10	2	0	1	1	1	5
D21	South Carolina State	*27	4-13	0-0	2-6	4-14-18	1	1	1	1	3	10
D29	at Cincinnati	*38	6-10	0-0	0-0	2-10-12	1	0	1	0	0	12
D31	Northwestern State	*31	8-13	0-0	2-2	0-5-5	1	0	0	2	0	18
J3	at Missouri (7)	*32	3-7	0-1	0-0	0-3-3	2	1	0	1	1	6
J7	Kansas (14)	*29	3-8	0-0	3-4	4-5-9	1	0	5	0	0	9
J9	at Oklahoma State	*38	8-17	1-1	1-5	6-4-10	3	1	2	1	1	18
J14	Kansas State (18)	*28	6-8	0-1	6-6	2-4-6	4	0	3	0	1	18
J17	Texas Tech	*32	4-7	0-0	7-8	2-6-8	3	0	1	5	1	15
J21	at Texas A&M	*35	8-10	0-0	2-4	3-2-5	4	2	2	1	0	18
J24	Baylor (6)	*38	5-11	0-1	6-7	5-6-11	2	0	1	2	1	16
J28	at Kansas State (22)	*37	2-9	0-0	5-7	2-1-3	4	0	3	2	2	9
F1	at Kansas (8)	*32	6-16	1-1	6-7	3-4-7	4	2	2	1	0	19
F4	Iowa State	*33	6-9	1-1	4-4	2-2-4	3	1	1	0	1	17
F6	Missouri (4)	*29	3-8	0-0	3-8	2-4-6	2	2	5	0	1	9
F11	at Texas Tech											
F14	Texas											
F18	at Iowa State											
F22	Oklahoma State											
F25	at Baylor											
F29	at Texas											
M3	Texas A&M											

* Starter

OSBY'S CAREER HIGHS

Points	19 vs. Kansas (2/1/12)
Field Goals	8 (three times)
Field Goal Attempts	17 vs. Oklahoma State (1/9/12)
3-Point Field Goals	2 (five times)
3-Point Field Goal Attempts	3 (seven times)
Free Throws Made	7 (twice)
Free Throw Attempts	10 vs. Texas Tech (11/29/08*)
Rebounds	18 vs. South Carolina State (12/21/11)
Assists	4 (three times)
Blocked Shots	5 vs. Texas Tech (1/17/12)
Steals	3 (twice)
Minutes Played	38 (four times)

* At Mississippi State



31 BARRY HONORÉ

6-7, 270, SENIOR, FORWARD
GARLAND, TEXAS
(SOUTHERN UNIVERSITY)

PTS	REB	BLK	MIN
0.8	1.0	0.5	4.9


HONORÉ GAME BY GAME IN 2011-12

Date	Opponent	MIN	FG	3FG	FT	O-D-T	PF	A	TO	B	S	TP
N11	Idaho State	5	1-1	0-0	0-0	0-0-0	0	0	0	2	0	2
N18	Coppin State	8	0-0	0-0	2-2	2-1-3	0	0	1	1	0	2
N24	vs. Washington State	1	0-0	0-0	0-0	0-0-0	0	0	0	0	0	0
N25	vs. Santa Clara	2	0-0	0-0	0-0	0-0-0	1	0	1	0	0	0
N27	vs. Saint Louis	1	0-0	0-0	0-0	0-0-0	0	0	0	0	0	0
D2	Sacramento State	5	1-3	0-0	0-0	1-0-1	1	0	1	1	0	2
D8	Oral Roberts	3	0-2	0-0	0-0	0-0-0	0	0	0	0	0	0
D10	Arkansas	10	1-1	0-0	0-0	2-1-3	2	0	0	1	0	2
D17	vs. Houston	5	0-0	0-0	0-0	0-0-0	0	0	0	1	0	0
D21	South Carolina State	10	1-1	0-0	0-0	2-0-2	0	0	0	1	0	2
D29	at Cincinnati	2	0-0	0-0	0-0	0-1-1	0	0	0	0	0	0
D31	Northwestern State	12	1-2	0-0	2-4	3-1-4	1	2	1	0	0	4
J3	at Missouri (7)	4	0-1	0-0	0-0	0-0-0	1	0	0	0	0	0
J7	Kansas (14)	7	0-0	0-0	0-1	2-0-2	0	0	1	1	0	0
J9	at Oklahoma State	4	0-0	0-0	0-0	0-0-0	0	0	0	0	0	0
J14	Kansas State (18)					DNP						
J17	Texas Tech	3	0-0	0-0	0-0	0-0-0	1	0	0	0	0	0
J21	at Texas A&M					DNP						
J24	Baylor (6)					DNP						
J28	at Kansas State (22)					DNP						
F1	at Kansas (8)	2	0-1	0-0	0-0	1-0-1	0	0	0	0	0	0
F4	Iowa State					DNP						
F6	Missouri (4)					DNP						
F11	at Texas Tech											
F14	Texas											
F18	at Iowa State											
F22	Oklahoma State											
F25	at Baylor											
F29	at Texas											
M3	Texas A&M											

* Starter

HONORÉ'S OKLAHOMA HIGHS

Points	6 (twice)
Field Goals	3 (twice)
Field Goal Attempts	4 vs. Texas Southern (11/18/10)
3-Point Field Goals	None
3-Point Field Goal Attempts	1 vs. Texas A&M (1/8/11)
Free Throws Made	2 vs. Northwestern State (12/31/11)
Free Throw Attempts	4 vs. Northwestern State (12/31/11)
Rebounds	4 vs. Northwestern State (12/31/11)
Assists	2 (twice)
Blocked Shots	2 (twice)
Steals	None
Minutes Played	19 vs. Texas Southern (11/18/10)



32 CASEY ARENT

6-10, 227, JUNIOR, CENTER
PENRYN, CALIF.
(SIERRA COLLEGE)

PTS	REB	STL	MIN
1.4	2.1	0.3	7.2

ARENT GAME BY GAME IN 2011-12

Date	Opponent	MIN	FG	3FG	FT	O-D-T	PF	A	TO	B	S	TP
N11	Idaho State	12	1-2	0-0	2-2	1-0-1	1	0	3	0	1	4
N18	Coppin State	13	3-5	0-0	0-0	3-6-9	2	1	1	1	0	6
N24	vs. Washington State	9	1-3	0-0	0-0	2-1-3	0	0	2	1	0	2
N25	vs. Santa Clara	8	1-2	0-0	0-0	1-1-2	2	0	0	0	0	2
N27	vs. Saint Louis	15	1-2	0-0	0-0	1-0-1	3	0	0	0	0	2
D2	Sacramento State	13	0-2	0-0	0-0	1-2-3	1	0	3	0	2	0
D8	Oral Roberts	6	0-3	0-0	0-0	2-0-2	2	0	1	0	0	0
D10	Arkansas	5	0-1	0-0	0-0	0-0-0	2	0	1	0	1	0
D17	vs. Houston					DNP						
D21	South Carolina State	10	2-4	0-0	0-0	4-5-9	2	0	1	0	0	4
D29	at Cincinnati					DNP						
D31	Northwestern State	7	0-0	0-0	2-2	0-1-1	3	0	0	0	0	2
J3	at Missouri (7)	4	0-2	0-0	0-0	1-1-2	1	0	0	0	0	0
J7	Kansas (14)	1	0-0	0-0	0-0	0-0-0	0	0	0	0	0	0
J9	at Oklahoma State	5	0-0	0-0	0-0	0-1-1	0	0	0	0	0	0
J14	Kansas State (18)	5	0-0	0-0	0-0	0-0-0	0	0	0	0	1	0
J17	Texas Tech	6	0-0	0-0	0-0	0-1-1	4	0	0	0	1	0
J21	at Texas A&M	8	2-2	0-0	0-0	2-2-4	2	0	0	0	0	4
J24	Baylor (6)	4	0-0	0-0	0-0	0-0-0	0	0	0	0	0	0
J28	at Kansas State (22)					DNP						
F1	at Kansas (8)	2	0-0	0-0	0-0	0-1-1	0	0	1	0	0	0
F4	Iowa State					DNP						
F6	Missouri (4)	3	0-0	0-0	0-0	0-0-0	0	0	0	0	0	0
F11	at Texas Tech											
F14	Texas											
F18	at Iowa State											
F22	Oklahoma State											
F25	at Baylor											
F29	at Texas											
M3	Texas A&M											

* Starter

ARENT'S CAREER HIGHS

Points	6 vs. Coppin State (11/18/11)
Field Goals	3 vs. Coppin State (11/18/11)
Field Goal Attempts	5 vs. Coppin State (11/18/11)
3-Point Field Goals	None
3-Point Field Goal Attempts	None
Free Throws Made	2 (twice)
Free Throw Attempts	2 (twice)
Rebounds	9 (twice)
Assists	1 vs. Coppin State (11/18/11)
Blocked Shots	1 (twice)
Steals	2 vs. Sacramento State (12/2/11)
Minutes Played	15 vs. Saint Louis (11/27/11)

ROSTERS

NUMERICAL

No.	Name	Pos.	Cl.	Ht.	Wt.	Hometown (Last School)
1	Sam Grooms	G	Jr.	6-1	203	Greensboro, N.C. (Chipola College [Fla.])
2	Steven Pledger**	G	Jr.	6-4	222	Chesapeake, Va. (Atlantic Shores Christian School)
3	T.J. Franklin^	G	Sr.	5-11	175	Fort Worth, Texas (North Crowley HS)
4	Andrew Fitzgerald**	F	Jr.	6-8	247	Baltimore, Md. (Brewster Academy [N.H.])
5	C.J. Washington*	F	Sr.	6-7	230	Stringtown, Okla. (Connors State JC)
12	Jarrold Kruger#	G	So.	6-1	174	Topeka, Kan. (Kansas State University)
13	James Fraschilla^	G	Fr.	5-10	142	Dallas, Texas (Highland Park HS)
14	Carl Blair*	G	Jr.	6-2	205	Houston, Texas (University of New Orleans)
15	Tyler Neal*	F	So.	6-7	227	Oklahoma City, Okla. (Putnam City West HS)
21	Cameron Clark*	G	So.	6-6	198	Sherman, Texas (Sherman HS)
22	Amath M'Baye#	F	Jr.	6-9	214	Bordeaux, France (University of Wyoming)
24	Romero Osby	F	Jr.	6-8	232	Meridian, Miss. (Mississippi State University)
31	Barry Honoré*^	F	Sr.	6-7	270	Garland, Texas (Southern University)
32	Casey Arent	C	Jr.	6-10	227	Penryn, Calif. (Sierra College)

ALPHABETICAL

No.	Name	Pos.	Cl.	Ht.	Wt.	Hometown (Last School)
32	Casey Arent	C	Jr.	6-10	227	Penryn, Calif. (Sierra College)
14	Carl Blair*	G	Jr.	6-2	205	Houston, Texas (University of New Orleans)
21	Cameron Clark*	G	So.	6-6	198	Sherman, Texas (Sherman HS)
4	Andrew Fitzgerald**	F	Jr.	6-8	247	Baltimore, Md. (Brewster Academy [N.H.])
3	T.J. Franklin^	G	Sr.	5-11	175	Fort Worth, Texas (North Crowley HS)
13	James Fraschilla^	G	Fr.	5-10	142	Dallas, Texas (Highland Park HS)
1	Sam Grooms	G	Jr.	6-1	203	Greensboro, N.C. (Chipola College [Fla.])
31	Barry Honoré*^	F	Sr.	6-7	270	Garland, Texas (Southern University)
12	Jarrold Kruger#	G	So.	6-1	174	Topeka, Kan. (Kansas State University)
22	Amath M'Baye#	F	Jr.	6-9	214	Bordeaux, France (University of Wyoming)
15	Tyler Neal*	F	So.	6-7	227	Oklahoma City, Okla. (Putnam City West HS)
24	Romero Osby	F	Jr.	6-8	232	Meridian, Miss. (Mississippi State University)
2	Steven Pledger**	G	Jr.	6-4	222	Chesapeake, Va. (Atlantic Shores Christian School)
5	C.J. Washington*	F	Sr.	6-7	230	Stringtown, Okla. (Connors State JC)

* Letters earned at Oklahoma

^ Walk-on

Sitting out the 2011-12 season due to NCAA transfer rules

STAFF

Head Coach: Lon Kruger (Kansas State '75)

Assistant Coaches:

Chris Crutchfield (Nebraska-Omaha '92)

Steve Henson (Kansas State '90)

Lew Hill (Wichita State '88)

Director of Operations:

Mike Shepherd (Kansas State '92)

Video Coordinator:

Scott Thompson (Mississippi '02)

Director of Student-Athlete Performance:

Jozsef Szendrei (Oklahoma '03)

Trainer: Alex Brown (Appalachian State '79)

PRONUNCIATION GUIDE

Casey **Arent**: ARNT

James **Fraschilla**: frush-SHILL-UH

Barry **Honoré**: ahn-o-RAY

Amath M'Baye: ah-MOTT EM-by

Romero **Osby**: AHZ-bee